

Traffic Report
 Newcastle Road Q2 2022
 Traffic Overview from Fri Apr 1 2022 to Thu Jun 30 2022
Vehicle Speed Classes (Mph)

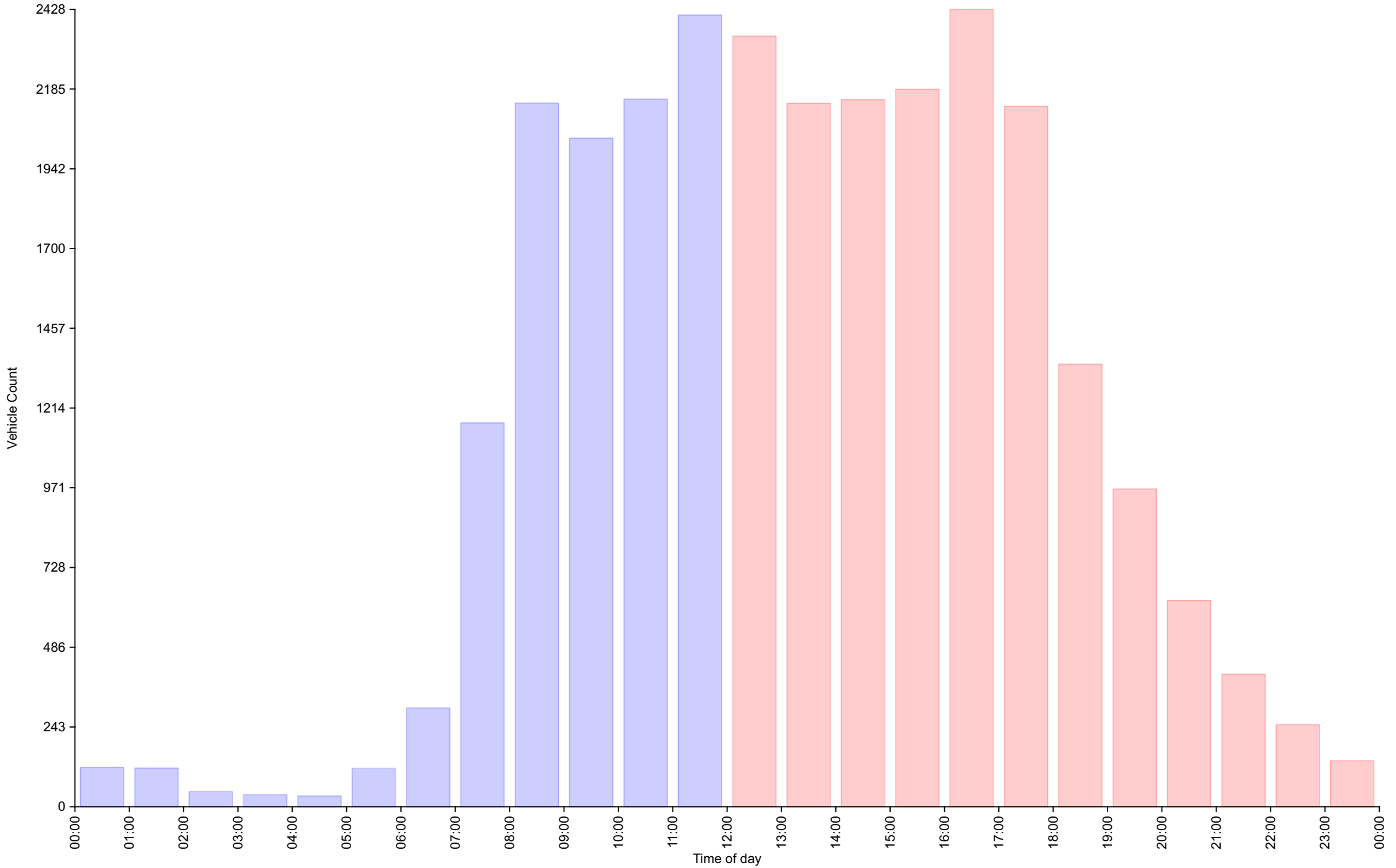
	<15	15 20	20 25	25 30	30 35	35 40	40 45	45 50	50 55	55 60	60 65	65 70	>70	Total	85th Percentile
00:00	0	0	0	14	38	45	13	5	4	1	0	0	0	120	40.3
01:00	0	1	3	34	29	13	18	15	3	2	0	0	0	118	44.5
02:00	0	0	1	8	12	7	6	4	6	1	1	0	0	46	49.3
03:00	0	0	1	1	8	9	10	5	2	1	0	0	0	37	45.4
04:00	0	0	0	1	8	7	5	5	3	3	1	0	0	33	50.1
05:00	0	0	0	6	7	10	21	34	27	9	3	0	0	117	52.6
06:00	0	0	4	19	48	75	74	46	22	10	3	0	0	301	47.4
07:00	0	0	3	82	237	357	319	146	24	0	1	0	0	1169	43.9
08:00	0	2	28	177	619	711	455	121	25	4	1	0	0	2143	41.8
09:00	0	4	37	216	663	663	319	101	30	3	0	0	0	2036	40.6
10:00	0	2	43	288	797	668	250	85	19	2	1	0	0	2155	39.5
11:00	3	7	52	317	927	722	290	72	16	4	1	0	0	2411	39.3
12:00	1	9	26	273	894	726	318	82	12	6	0	0	0	2347	39.8
13:00	3	12	35	260	746	681	288	92	21	3	0	1	0	2142	40.0
14:00	0	12	33	265	789	695	278	66	13	2	0	0	0	2153	39.5
15:00	5	7	23	261	771	686	315	96	17	3	1	0	0	2185	40.3
16:00	2	2	22	231	717	813	464	149	26	2	0	0	0	2428	41.4
17:00	2	3	22	225	572	739	417	114	30	3	6	0	0	2133	41.4
18:00	0	3	15	106	336	439	318	104	19	6	2	0	0	1348	42.5
19:00	0	1	10	78	230	327	185	101	30	4	2	0	0	968	43.6
20:00	0	0	6	68	150	169	159	60	12	4	0	0	0	628	43.2
21:00	0	0	4	67	88	110	75	41	16	3	0	0	0	404	43.9
22:00	0	0	3	30	72	76	43	16	7	2	1	0	0	250	42.3
23:00	0	0	0	8	50	32	27	16	5	2	0	0	0	140	44.7
AM Total	3	16	172	1163	3393	3287	1780	639	181	40	12	0	0		
PM Total	13	49	199	1872	5415	5493	2887	937	208	40	12	1	0		
Total	16	65	371	3035	8808	8780	4667	1576	389	80	24	1	0		
Percent	0.06%	0.23%	1.33%	10.91%	31.67%	31.57%	16.78%	5.67%	1.40%	0.29%	0.09%	0.00%	0.00%		

Time of day

Total Vehicles : 27812
 30th Percentile : 32.0 MPH
 50th Percentile : 35.1 MPH
 85th Percentile : 41.0 MPH
 95th Percentile : 45.4 MPH
 Average Speed : 35.8 MPH
 Highest Speed : 66.6 MPH

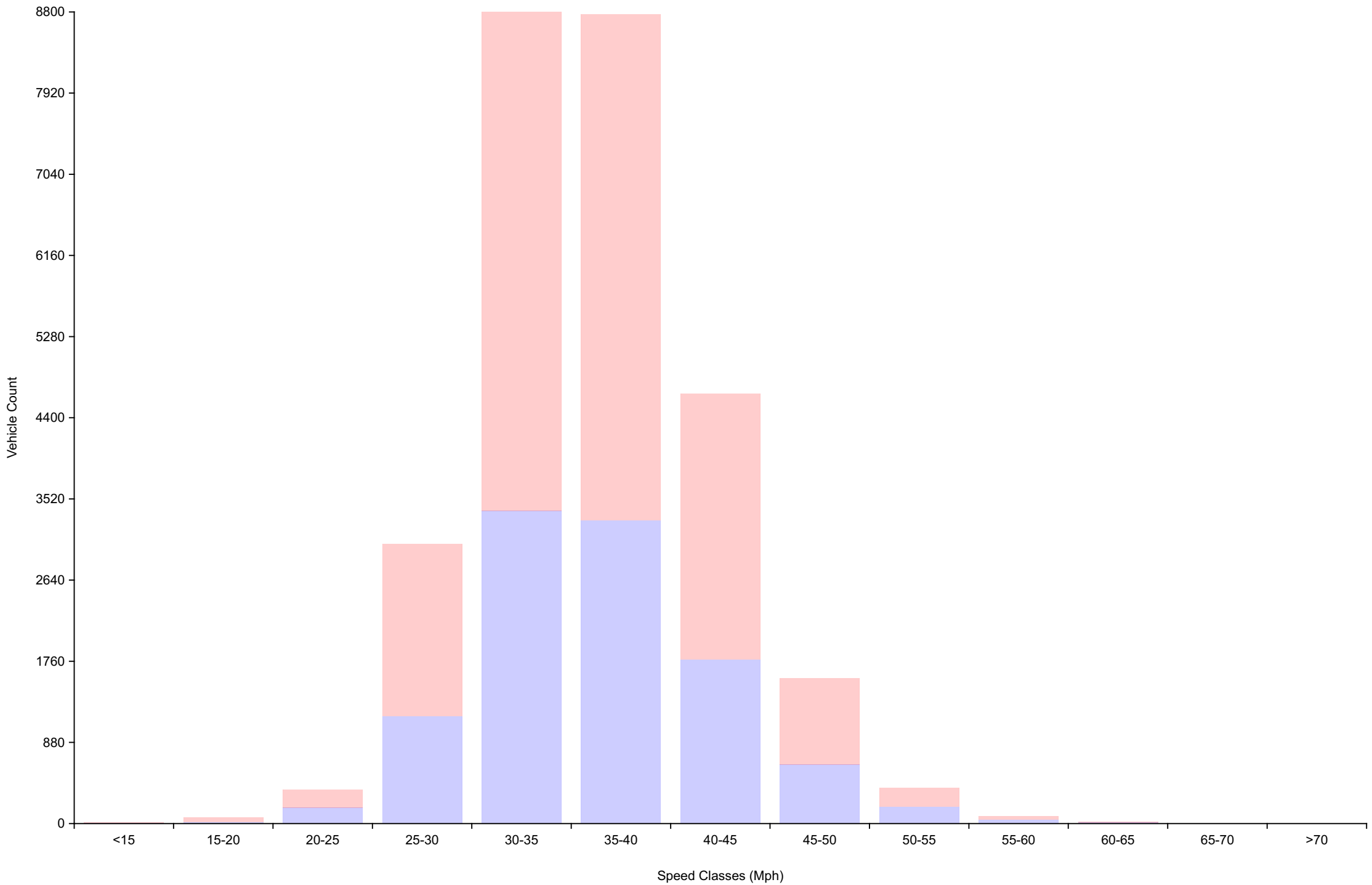
Vehicle Counts By Hour

Traffic Overview from Fri Apr 1 2022 to Thu Jun 30 2022
(60 Minute Resolution)



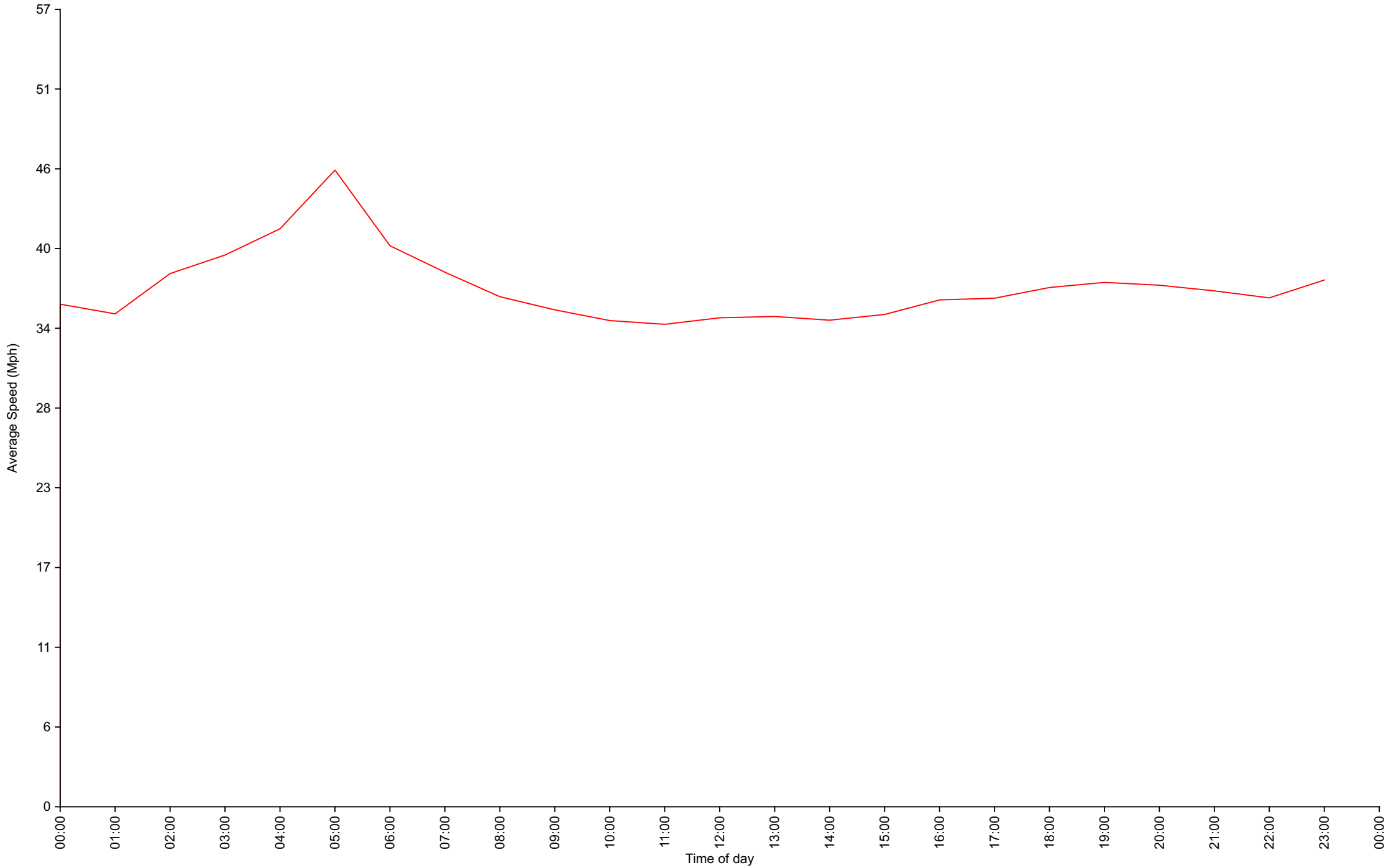
Vehicle Counts By Speed Class

Traffic Overview from Fri Apr 1 2022 to Thu Jun 30 2022



Average Speed By Hour

Traffic Overview from Fri Apr 1 2022 to Thu Jun 30 2022
(60 Minute Resolution)



Cumulative Speed Distribution Curve

Traffic Overview from Fri Apr 1 2022 to Thu Jun 30 2022

