

Traffic Report

Traffic Overview from Sat Apr 1 2023 to Thu Jun 29 2023

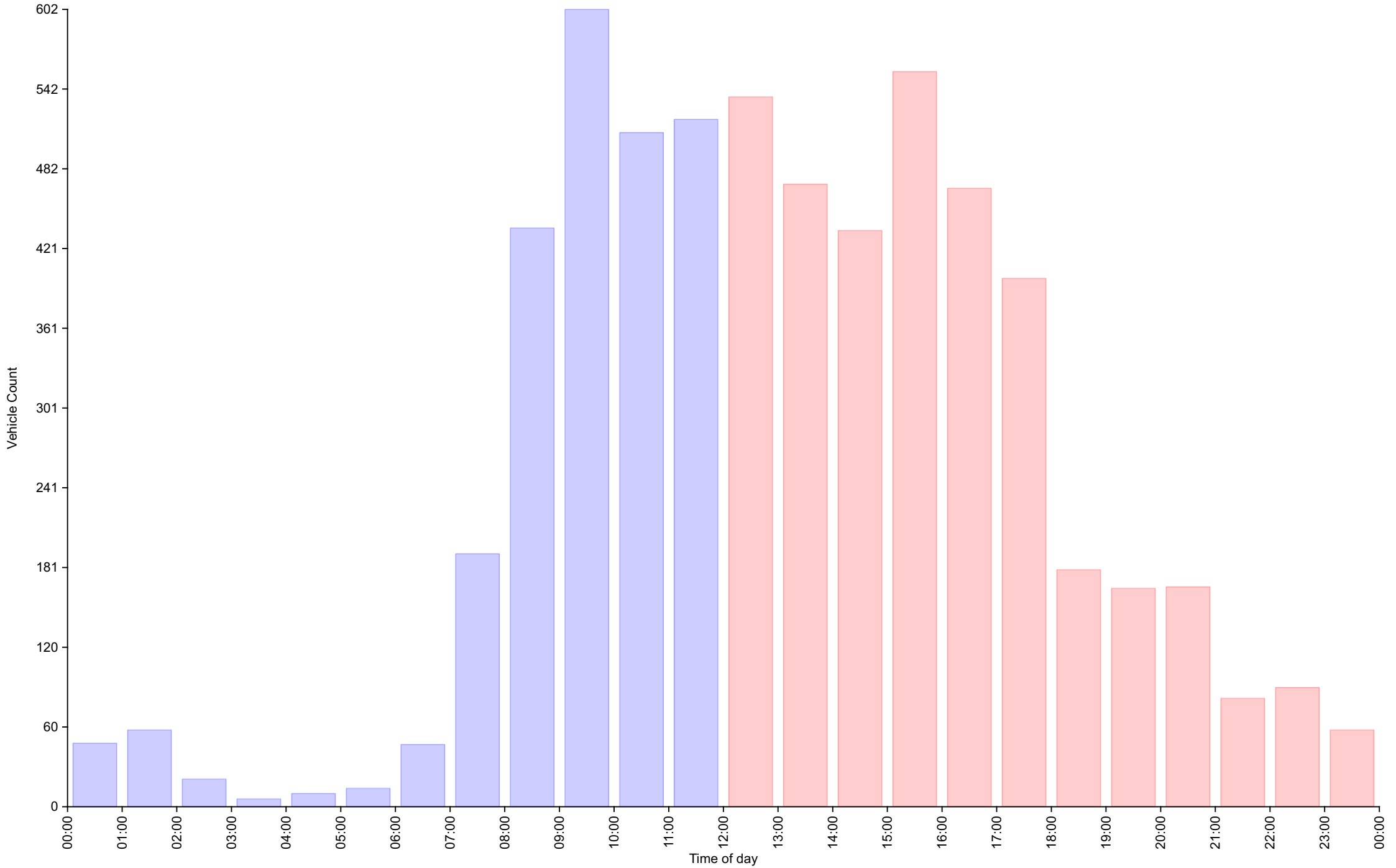
Vehicle Speed Classes (Mph)

	<15	15 20	20 25	25 30	30 35	35 40	40 45	45 50	50 55	55 60	60 65	65 70	>70	Total	85th Percentile
00:00	0	0	0	7	31	8	1	1	0	0	0	0	0	48	35.2
01:00	0	0	0	10	37	10	1	0	0	0	0	0	0	58	34.6
02:00	0	0	0	5	10	4	2	0	0	0	0	0	0	21	37.9
03:00	0	0	0	1	3	1	0	1	0	0	0	0	0	6	39.6
04:00	0	0	0	0	2	4	1	3	0	0	0	0	0	10	45.5
05:00	0	0	0	2	2	5	1	2	2	0	0	0	0	14	46.8
06:00	0	0	0	1	9	11	12	11	3	0	0	0	0	47	46.3
07:00	0	1	10	17	45	58	38	16	6	0	0	0	0	191	42.5
08:00	0	2	19	66	130	147	56	14	3	0	0	0	0	437	39.4
09:00	0	4	14	80	248	185	57	13	1	0	0	0	0	602	38.4
10:00	0	3	11	74	184	167	51	15	3	1	0	0	0	509	38.8
11:00	2	2	20	82	194	151	53	10	4	1	0	0	0	519	38.6
12:00	0	2	23	83	188	167	59	14	0	0	0	0	0	536	38.6
13:00	1	2	14	63	169	156	54	9	2	0	0	0	0	470	38.8
14:00	1	1	14	58	171	133	44	12	1	0	0	0	0	435	38.5
15:00	0	3	13	71	203	157	86	19	2	1	0	0	0	555	40.0
16:00	1	0	10	55	136	146	85	30	4	0	0	0	0	467	41.0
17:00	0	2	14	42	120	133	57	24	6	1	0	0	0	399	40.7
18:00	0	1	8	20	52	50	35	11	2	0	0	0	0	179	41.5
19:00	0	0	4	22	53	56	25	4	1	0	0	0	0	165	40.0
20:00	0	0	5	27	46	30	26	29	3	0	0	0	0	166	44.8
21:00	0	0	0	25	19	16	15	7	0	0	0	0	0	82	42.4
22:00	0	0	3	14	51	13	6	1	2	0	0	0	0	90	35.7
23:00	0	0	1	19	23	12	3	0	0	0	0	0	0	58	36.3
AM Total	2	12	74	345	895	751	273	86	22	2	0	0	0		
PM Total	3	11	109	499	1231	1069	495	160	23	2	0	0	0		
Total	5	23	183	844	2126	1820	768	246	45	4	0	0	0		
Percent	0.08%	0.38%	3.02%	13.92%	35.06%	30.01%	12.66%	4.06%	0.74%	0.07%	0.00%	0.00%	0.00%		

Total Vehicles : 6064
 30th Percentile : 31.0 MPH
 50th Percentile : 33.7 MPH
 85th Percentile : 39.7 MPH
 95th Percentile : 43.9 MPH
 Average Speed : 34.5 MPH
 Highest Speed : 58.4 MPH
 Total Over Speed Limit : 82.6 % (5009 / 6064)

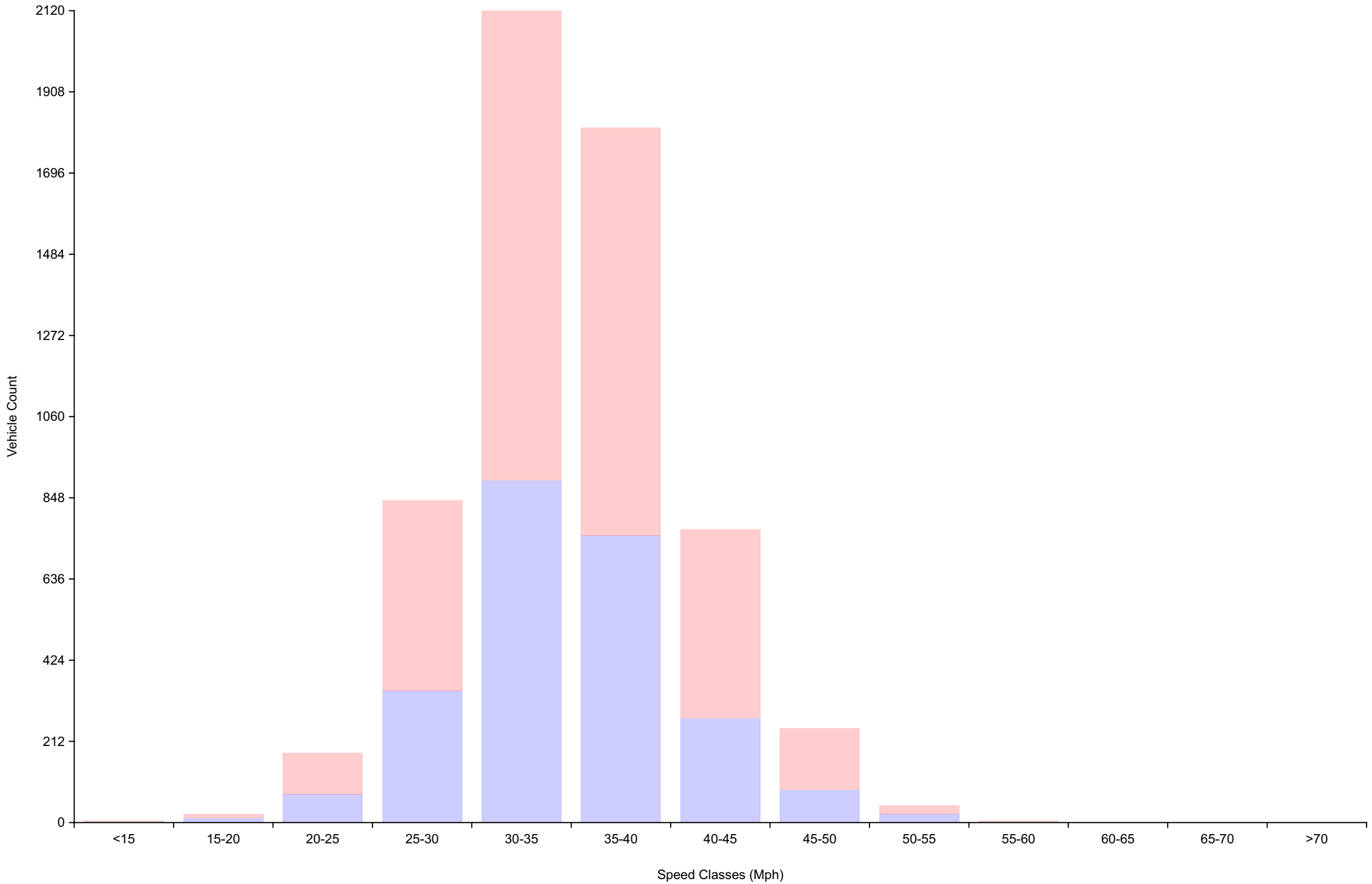
Vehicle Counts By Hour

Traffic Overview from Sat Apr 1 2023 to Thu Jun 29 2023
(60 Minute Resolution)



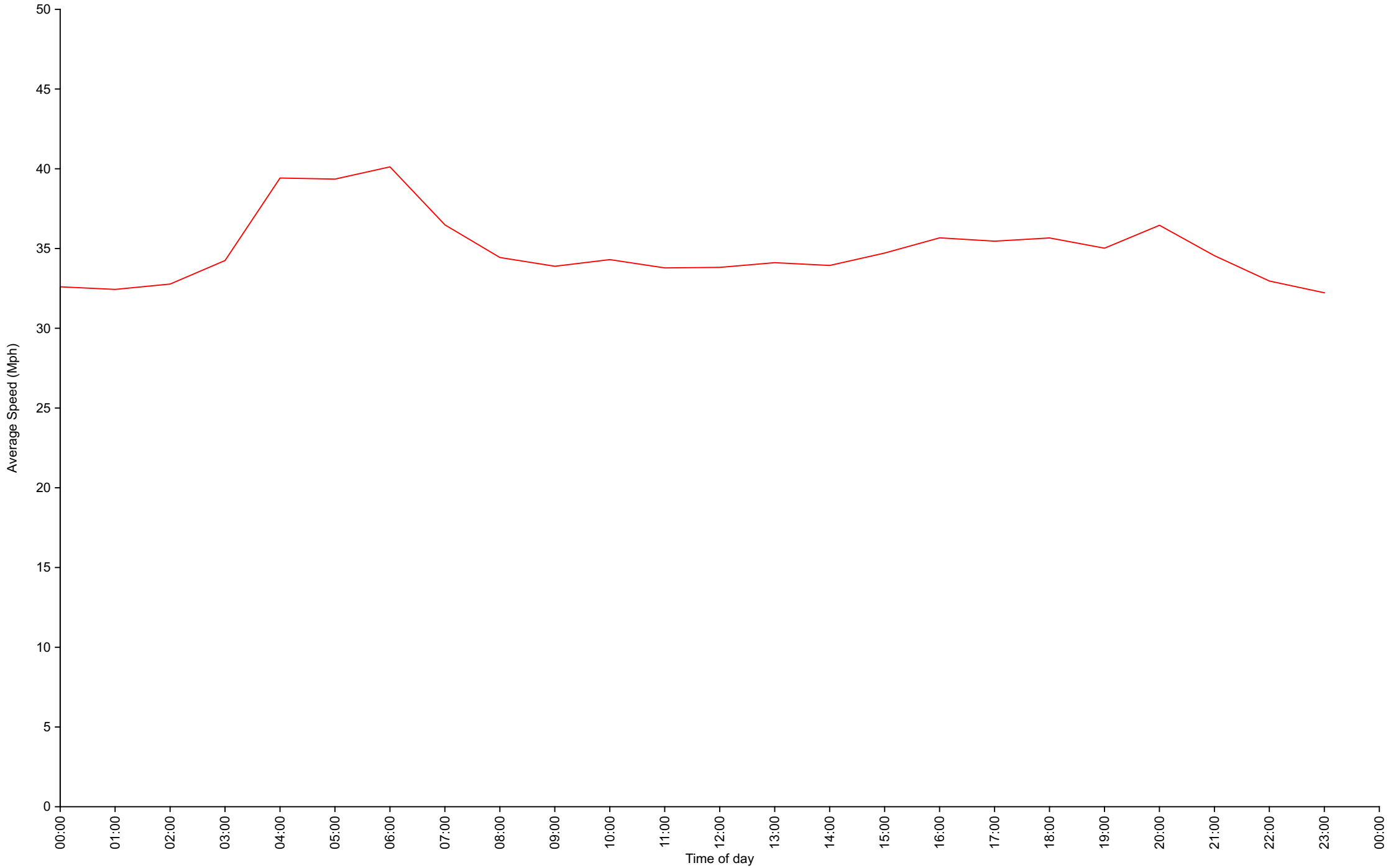
Vehicle Counts By Speed Class

Traffic Overview from Sat Apr 1 2023 to Thu Jun 29 2023



Average Speed By Hour

Traffic Overview from Sat Apr 1 2023 to Thu Jun 29 2023
(60 Minute Resolution)



Cumulative Speed Distribution Curve

Traffic Overview from Sat Apr 1 2023 to Thu Jun 29 2023

