

Newcastle Road 2022 Q3 Traffic Report

Traffic Overview from Fri Jul 1 2022 to Thu Sep 29 2022

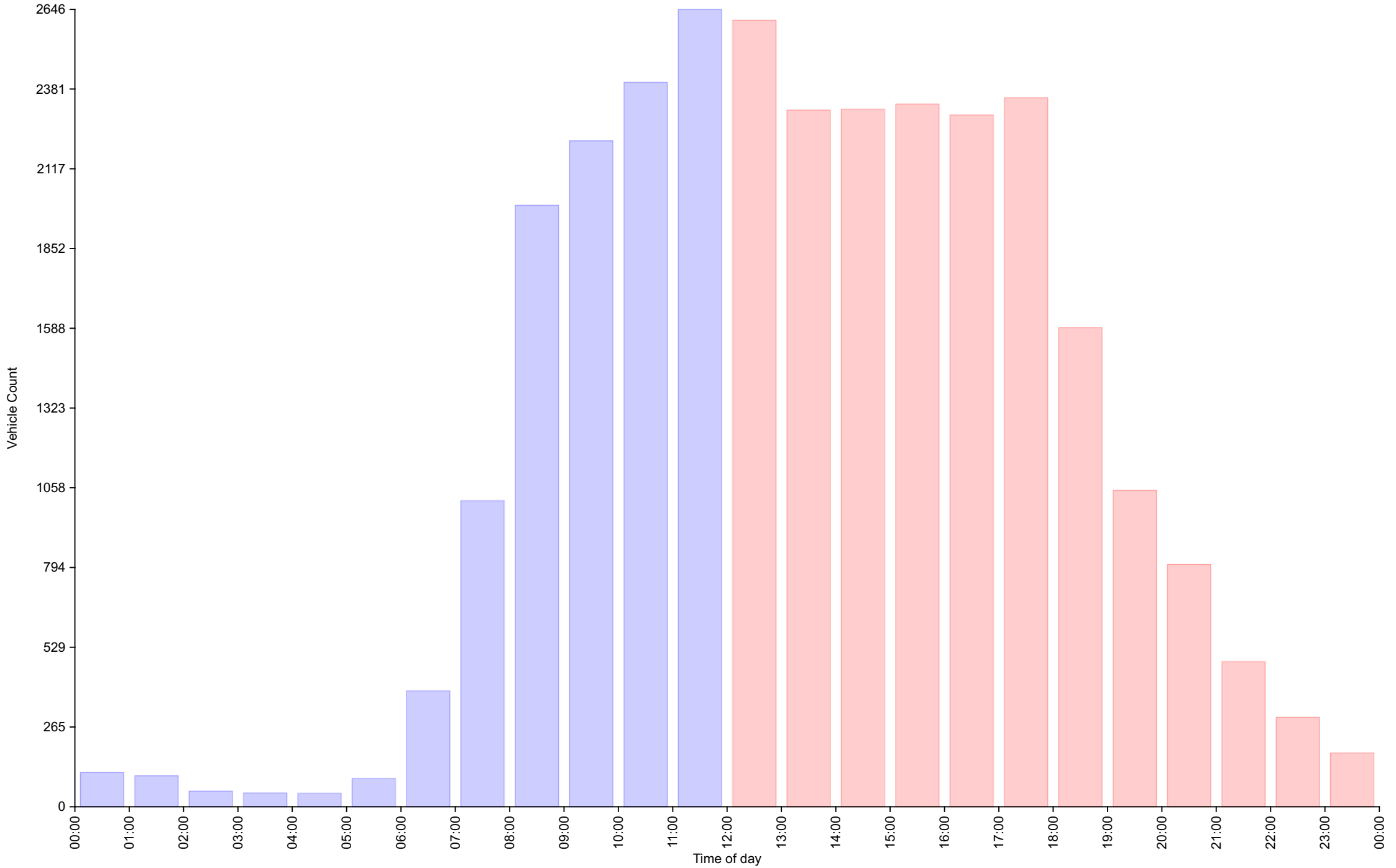
Vehicle Speed Classes (Mph)

	<15	15 20	20 25	25 30	30 35	35 40	40 45	45 50	50 55	55 60	60 65	65 70	>70	Total	85th Percentile
00:00	0	0	0	11	27	38	21	12	3	1	1	0	0	114	44.0
01:00	0	0	2	16	26	28	14	13	1	3	0	0	0	103	44.3
02:00	0	0	0	6	18	11	9	5	1	1	0	1	0	52	44.2
03:00	0	0	0	2	5	11	20	6	1	1	0	0	0	46	44.4
04:00	0	0	0	1	7	12	13	9	2	1	0	0	0	45	45.8
05:00	0	0	1	2	4	10	34	24	12	5	1	0	1	94	50.6
06:00	0	0	11	18	54	89	106	60	28	18	1	0	0	385	47.6
07:00	0	0	10	77	205	265	268	153	29	8	1	0	0	1016	44.8
08:00	1	4	14	165	593	638	407	155	16	3	0	0	0	1996	42.1
09:00	1	4	27	248	735	660	387	128	17	2	1	0	0	2210	40.9
10:00	1	14	31	313	844	750	337	92	18	4	0	0	0	2404	40.0
11:00	3	21	35	344	976	822	343	79	21	2	0	0	0	2646	39.5
12:00	1	5	25	329	982	809	343	96	15	4	1	0	0	2610	39.7
13:00	3	9	23	252	788	773	346	94	17	4	3	0	0	2312	40.4
14:00	0	9	17	282	827	723	349	84	16	8	0	0	0	2315	40.2
15:00	1	11	23	264	850	746	324	82	25	5	1	0	0	2332	40.1
16:00	2	6	12	217	733	759	412	125	23	4	1	2	0	2296	40.9
17:00	1	4	14	284	678	758	451	121	35	7	0	0	0	2353	41.2
18:00	0	5	15	123	439	498	349	128	24	7	1	1	0	1590	42.6
19:00	0	3	14	92	279	342	209	86	18	6	1	0	0	1050	42.5
20:00	0	1	7	84	210	236	182	63	17	3	1	0	0	804	42.6
21:00	0	0	10	87	118	126	81	39	15	5	0	0	1	482	43.1
22:00	0	0	5	34	93	89	43	22	6	3	2	0	0	297	42.5
23:00	0	0	5	14	52	45	36	19	6	1	1	0	0	179	44.0
AM Total	6	43	131	1203	3494	3334	1959	736	149	49	5	1	1		
PM Total	8	53	170	2062	6049	5904	3125	959	217	57	12	3	1		
Total	14	96	301	3265	9543	9238	5084	1695	366	106	17	4	2		
Percent	0.05%	0.32%	1.01%	10.98%	32.10%	31.07%	17.10%	5.70%	1.23%	0.36%	0.06%	0.01%	0.01%		

Total Vehicles : 29731
 30th Percentile : 32.1 MPH
 50th Percentile : 35.1 MPH
 85th Percentile : 41.1 MPH
 95th Percentile : 45.3 MPH
 Average Speed : 35.9 MPH
 Highest Speed : 72.0 MPH

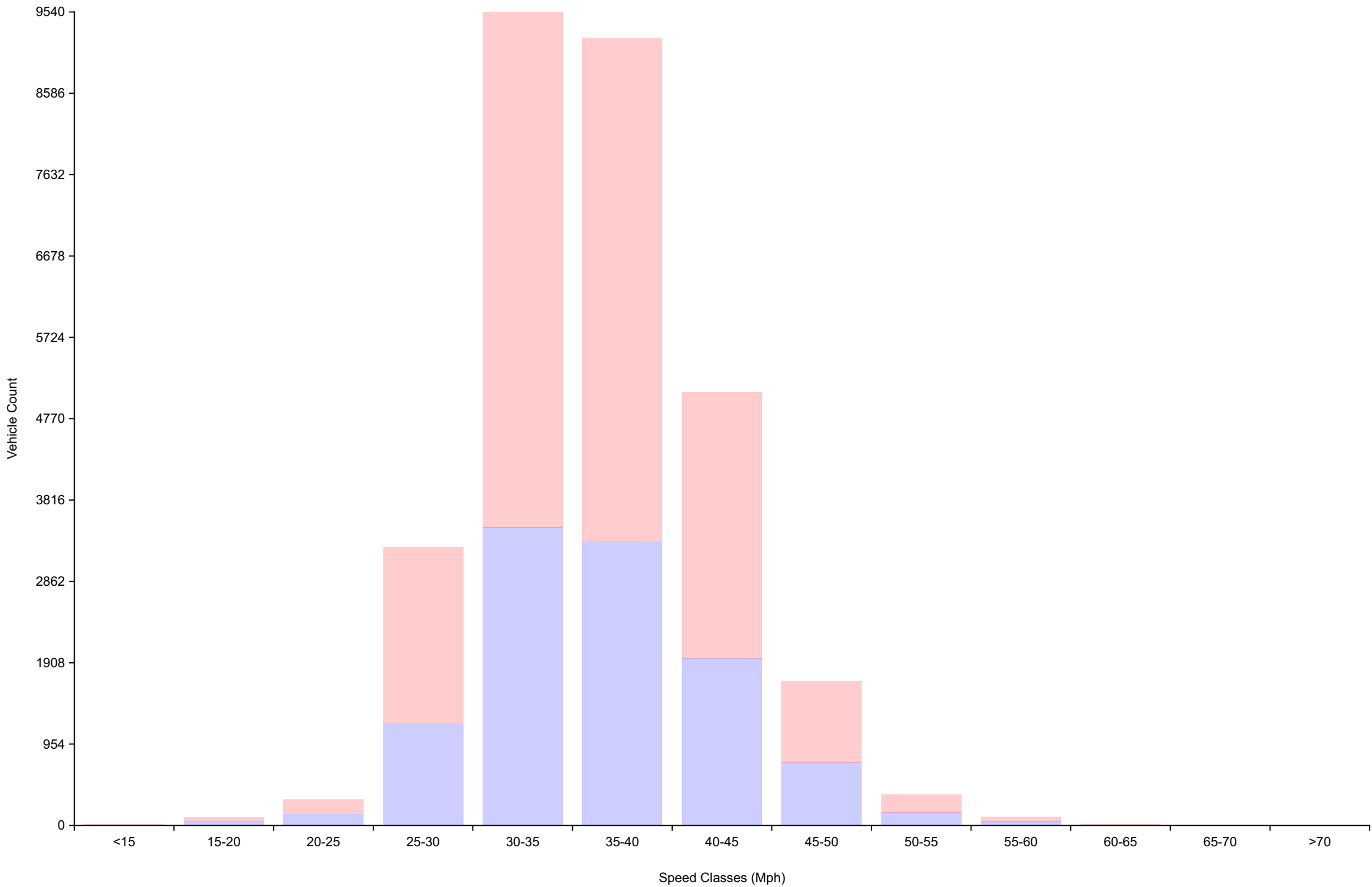
Vehicle Counts By Hour

Traffic Overview from Fri Jul 1 2022 to Thu Sep 29 2022
(60 Minute Resolution)



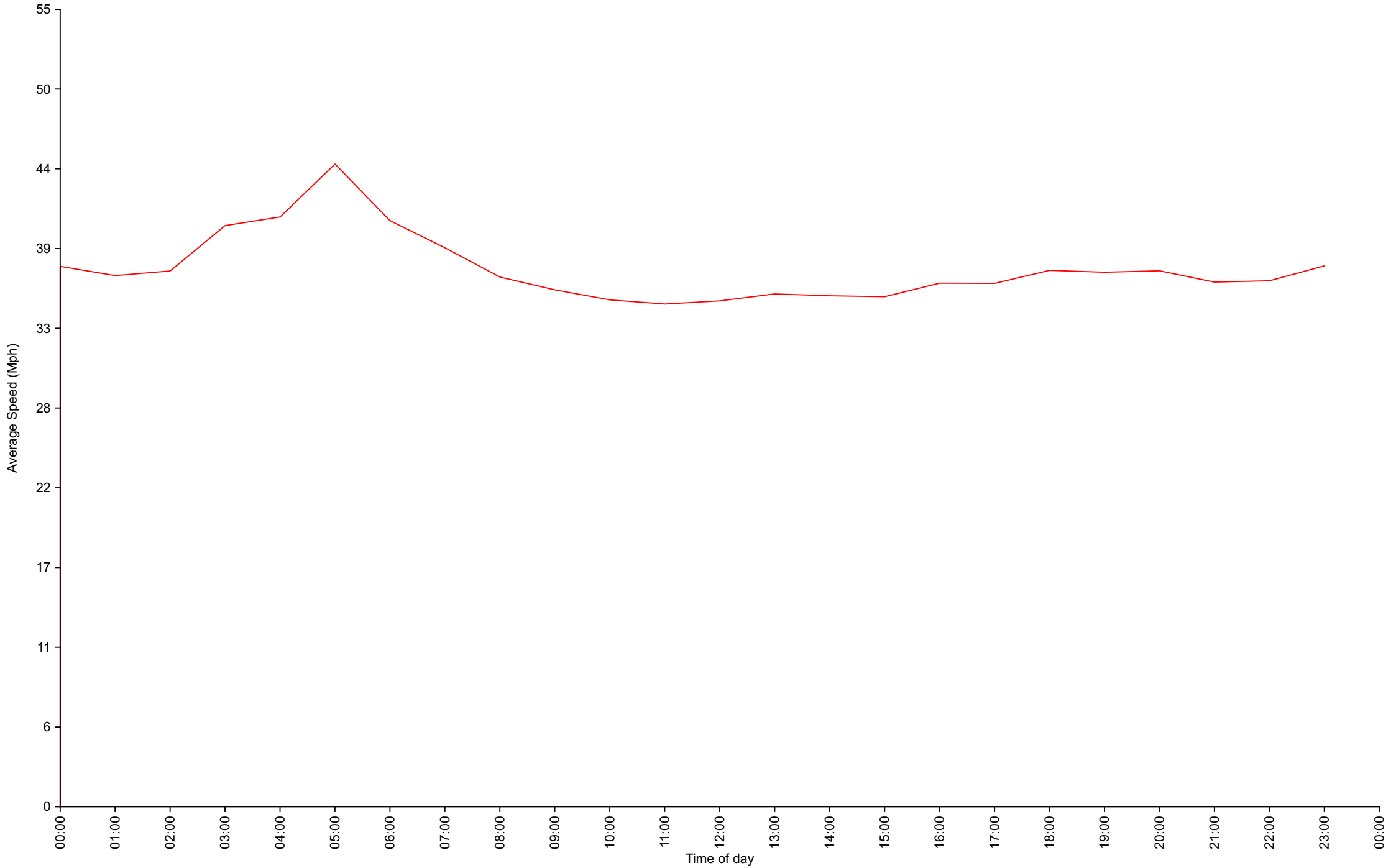
Vehicle Counts By Speed Class

Traffic Overview from Fri Jul 1 2022 to Thu Sep 29 2022



Average Speed By Hour

Traffic Overview from Fri Jul 1 2022 to Thu Sep 29 2022
(60 Minute Resolution)



Cumulative Speed Distribution Curve

Traffic Overview from Fri Jul 1 2022 to Thu Sep 29 2022

