

pipegate Q3 2023

Traffic Overview from Sat Jul 1 2023 to Sat Sep 30 2023

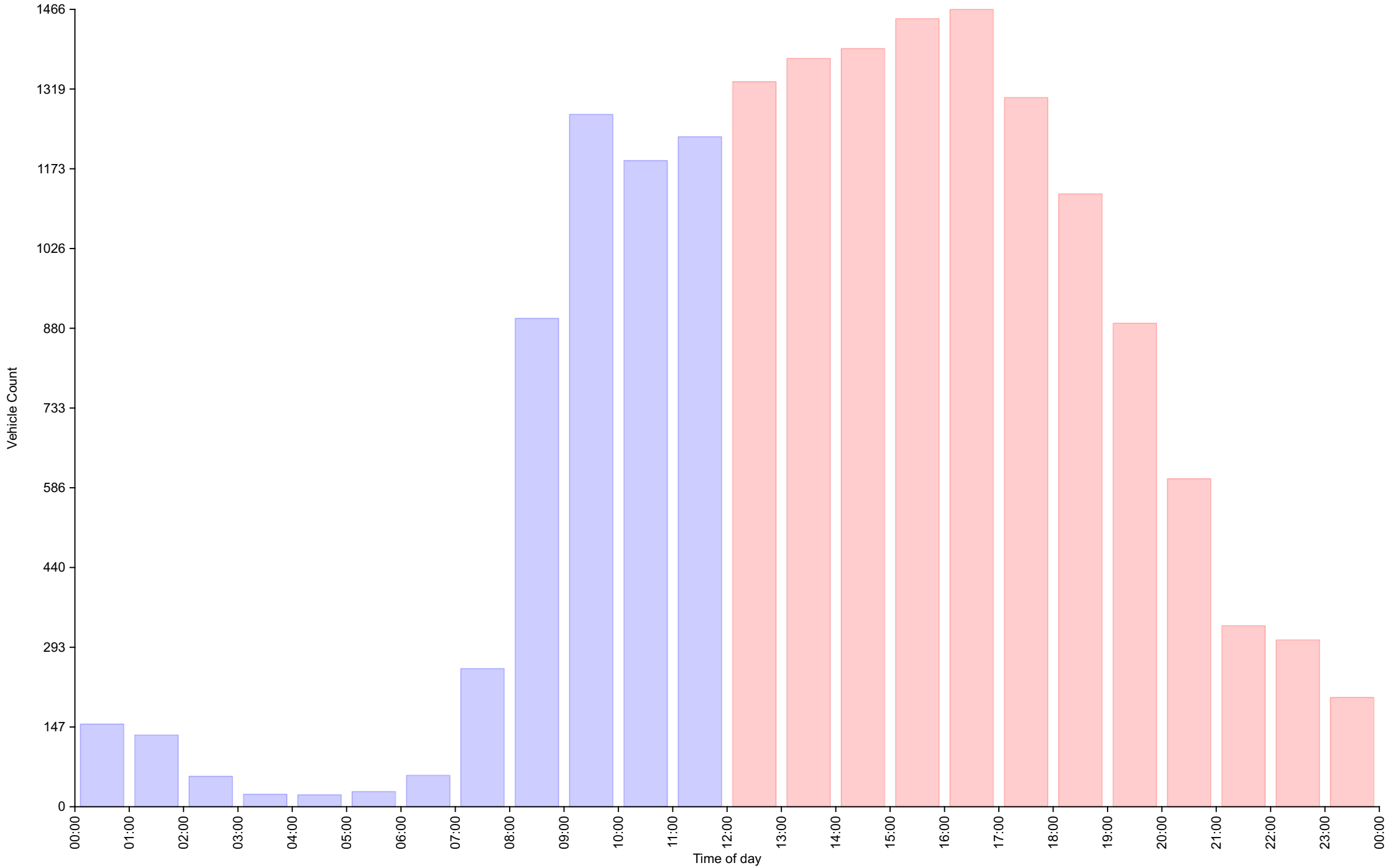
Vehicle Speed Classes (Mph)

	<15	15 20	20 25	25 30	30 35	35 40	40 45	45 50	50 55	55 60	60 65	65 70	>70	Total	85th Percentile
00:00	0	0	0	7	32	48	43	16	5	1	0	0	0	152	43.8
01:00	0	0	2	1	22	51	45	9	1	1	0	0	0	132	42.6
02:00	0	0	0	6	20	10	12	6	1	1	0	0	0	56	43.6
03:00	0	0	0	4	8	3	6	2	0	0	0	0	0	23	42.6
04:00	0	0	0	1	3	6	6	4	2	0	0	0	0	22	45.7
05:00	0	0	0	0	1	15	7	3	2	0	0	0	0	28	44.4
06:00	0	0	0	2	4	17	22	9	4	0	0	0	0	58	45.7
07:00	0	0	1	4	13	63	100	51	18	4	0	0	0	254	46.6
08:00	0	0	4	12	55	236	410	140	33	8	0	0	0	898	45.0
09:00	0	1	20	31	121	349	556	167	24	3	1	0	0	1273	44.1
10:00	2	4	16	22	111	408	501	114	8	2	0	0	0	1188	43.3
11:00	0	4	13	34	145	434	496	97	9	0	0	0	0	1232	42.6
12:00	1	3	20	55	177	438	535	92	11	1	0	0	0	1333	42.6
13:00	0	3	28	79	168	479	522	91	6	0	0	0	0	1376	42.4
14:00	1	5	28	48	203	484	501	110	13	0	1	0	0	1394	42.7
15:00	0	3	21	53	190	477	590	104	10	1	0	0	0	1449	42.7
16:00	0	6	24	33	159	489	606	137	8	4	0	0	0	1466	43.0
17:00	0	5	23	46	162	384	499	161	19	5	0	0	0	1304	43.9
18:00	0	0	19	42	111	306	482	142	21	3	0	0	1	1127	44.0
19:00	0	2	16	20	100	229	356	135	26	4	1	0	0	889	44.7
20:00	0	1	8	22	86	144	221	99	20	2	0	0	0	603	45.2
21:00	0	2	5	9	53	99	111	45	6	0	3	0	0	333	44.4
22:00	0	0	7	10	53	116	88	28	3	2	0	0	0	307	42.9
23:00	0	0	6	10	37	69	57	16	4	1	0	1	0	201	43.3
AM Total	2	9	56	124	535	1640	2204	618	107	20	1	0	0		
PM Total	2	30	205	427	1499	3714	4568	1160	147	23	5	1	1		
Total	4	39	261	551	2034	5354	6772	1778	254	43	6	1	1		
Percent	0.02%	0.23%	1.53%	3.22%	11.90%	31.31%	39.61%	10.40%	1.49%	0.25%	0.04%	0.01%	0.01%		

Total Vehicles : 17098
 30th Percentile : 36.8 MPH
 50th Percentile : 39.2 MPH
 85th Percentile : 43.5 MPH
 95th Percentile : 46.3 MPH
 Average Speed : 39.1 MPH
 Highest Speed : 75.5 MPH

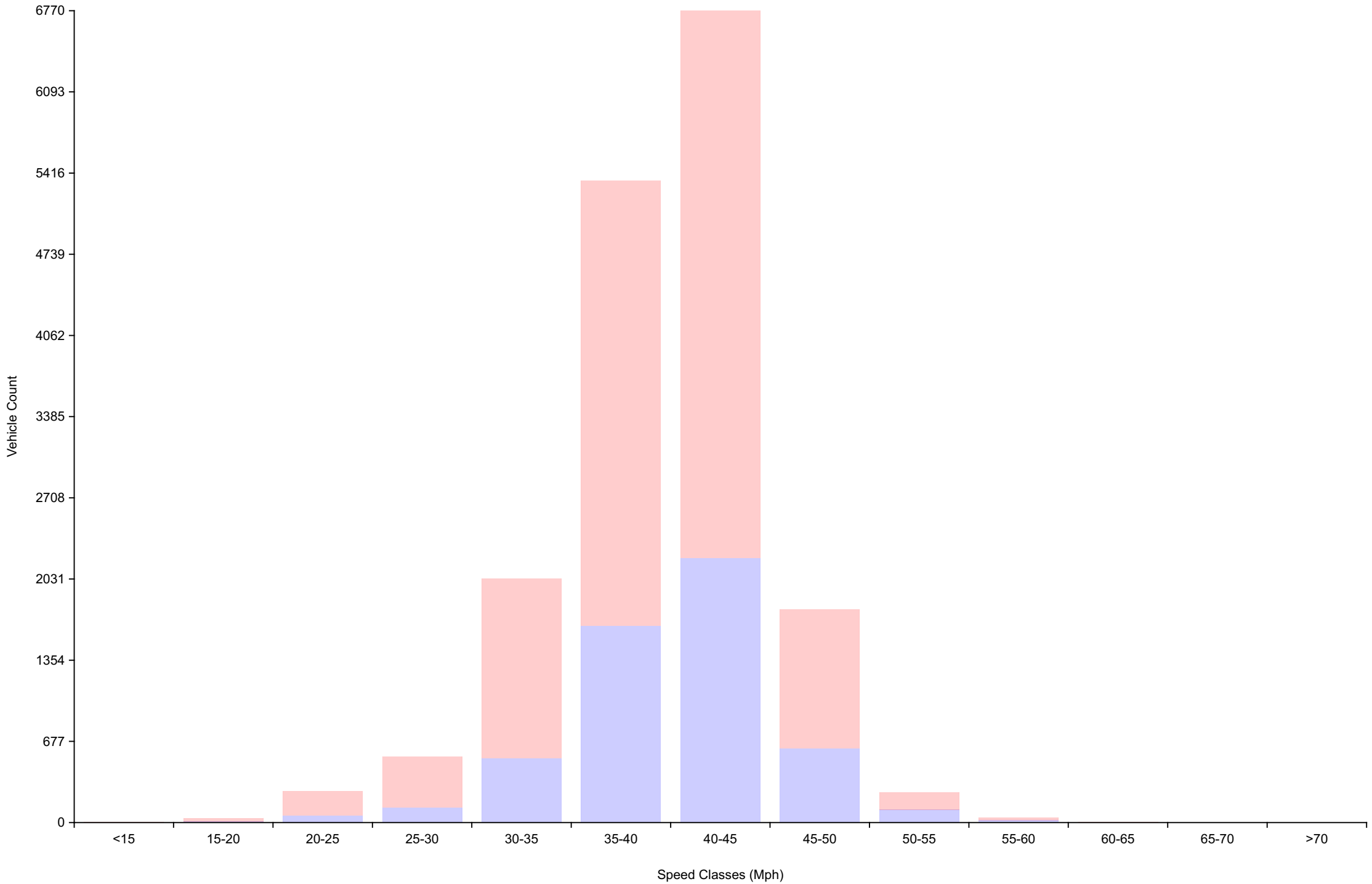
Vehicle Counts By Hour

Traffic Overview from Sat Jul 1 2023 to Sat Sep 30 2023
(60 Minute Resolution)



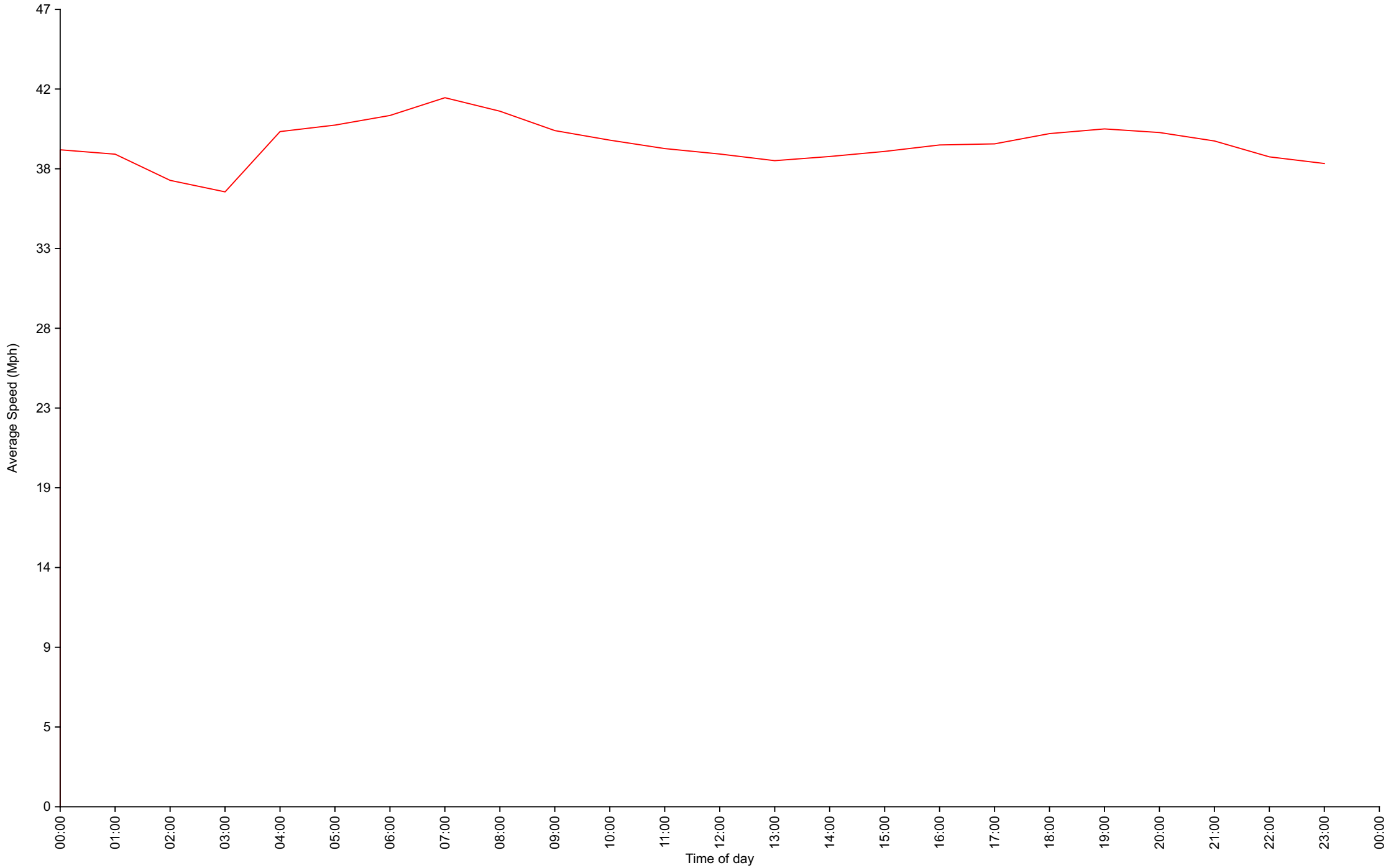
Vehicle Counts By Speed Class

Traffic Overview from Sat Jul 1 2023 to Sat Sep 30 2023



Average Speed By Hour

Traffic Overview from Sat Jul 1 2023 to Sat Sep 30 2023
(60 Minute Resolution)



Cumulative Speed Distribution Curve

Traffic Overview from Sat Jul 1 2023 to Sat Sep 30 2023

