

Traffic Report

Traffic Overview from Thu Jan 21 2021 to Tue Mar 30 2021

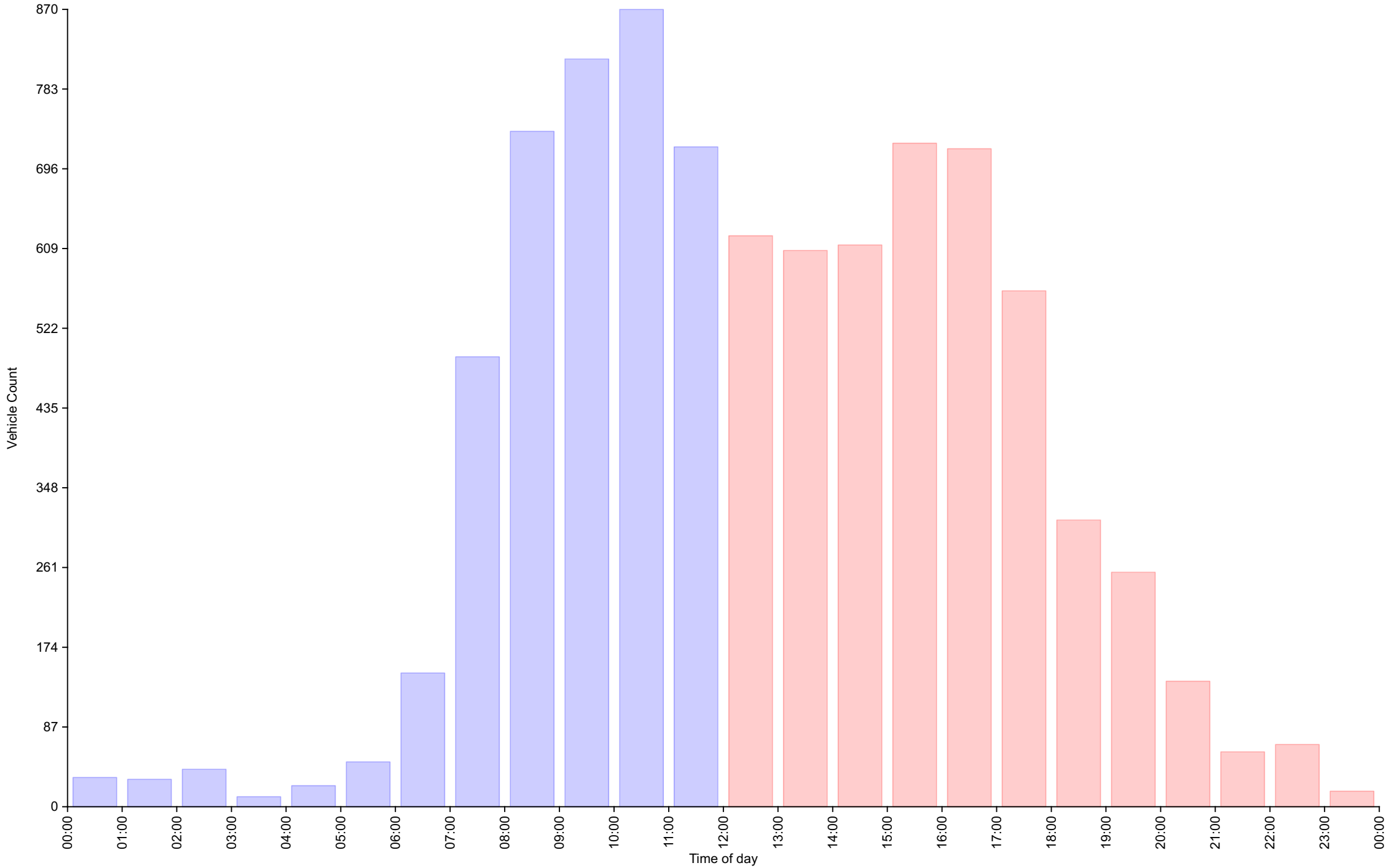
Vehicle Speed Classes (Mph)

	<15	15 20	20 25	25 30	30 35	35 40	40 45	45 50	50 55	55 60	60 65	65 70	>70	Total	85th Percentile
00:00	0	0	1	4	8	14	4	1	0	0	0	0	0	32	38.2
01:00	0	0	0	4	22	4	0	0	0	0	0	0	0	30	33.9
02:00	0	0	0	12	25	3	1	0	0	0	0	0	0	41	33.0
03:00	0	0	0	2	2	3	1	2	1	0	0	0	0	11	45.7
04:00	0	0	0	0	3	2	5	7	6	0	0	0	0	23	50.6
05:00	0	0	0	9	13	7	10	5	1	4	0	0	0	49	46.6
06:00	0	0	8	19	28	42	31	8	7	3	0	0	0	146	43.0
07:00	0	0	12	67	94	161	102	44	7	4	0	0	0	491	42.9
08:00	0	2	5	72	214	261	139	31	9	3	1	0	0	737	40.8
09:00	0	4	13	101	241	274	134	43	5	1	0	0	0	816	40.9
10:00	1	6	19	106	276	289	125	41	5	2	0	0	0	870	40.2
11:00	2	11	26	69	246	250	90	22	3	1	0	0	0	720	39.3
12:00	1	4	17	62	246	174	98	19	2	0	0	0	0	623	40.0
13:00	0	7	23	71	191	192	99	19	3	2	0	0	0	607	40.5
14:00	3	5	23	92	185	205	79	18	3	0	0	0	0	613	39.4
15:00	0	4	27	107	232	227	99	25	2	1	0	0	0	724	39.7
16:00	2	4	22	80	178	232	145	43	10	0	0	0	2	718	41.4
17:00	2	2	13	61	142	173	111	40	11	2	0	0	6	563	42.5
18:00	1	0	12	39	84	82	64	22	9	0	0	0	0	313	42.3
19:00	0	0	3	42	56	52	50	42	10	0	1	0	0	256	46.0
20:00	0	0	2	33	43	17	24	14	3	1	0	0	0	137	43.5
21:00	0	0	2	8	17	14	12	5	2	0	0	0	0	60	43.0
22:00	0	0	0	29	19	13	3	2	1	1	0	0	0	68	37.4
23:00	0	0	0	7	5	3	1	0	1	0	0	0	0	17	37.4
AM Total	3	23	84	465	1172	1310	642	204	44	18	1	0	0		
PM Total	9	26	144	631	1398	1384	785	249	57	7	1	0	8		
Total	12	49	228	1096	2570	2694	1427	453	101	25	2	0	8		
Percent	0.14%	0.57%	2.63%	12.65%	29.66%	31.09%	16.47%	5.23%	1.17%	0.29%	0.02%	0.00%	0.09%		

Total Vehicles : 8665
 30th Percentile : 31.7 MPH
 50th Percentile : 34.9 MPH
 85th Percentile : 40.8 MPH
 95th Percentile : 45.2 MPH
 Average Speed : 35.5 MPH
 Highest Speed : 88.6 MPH

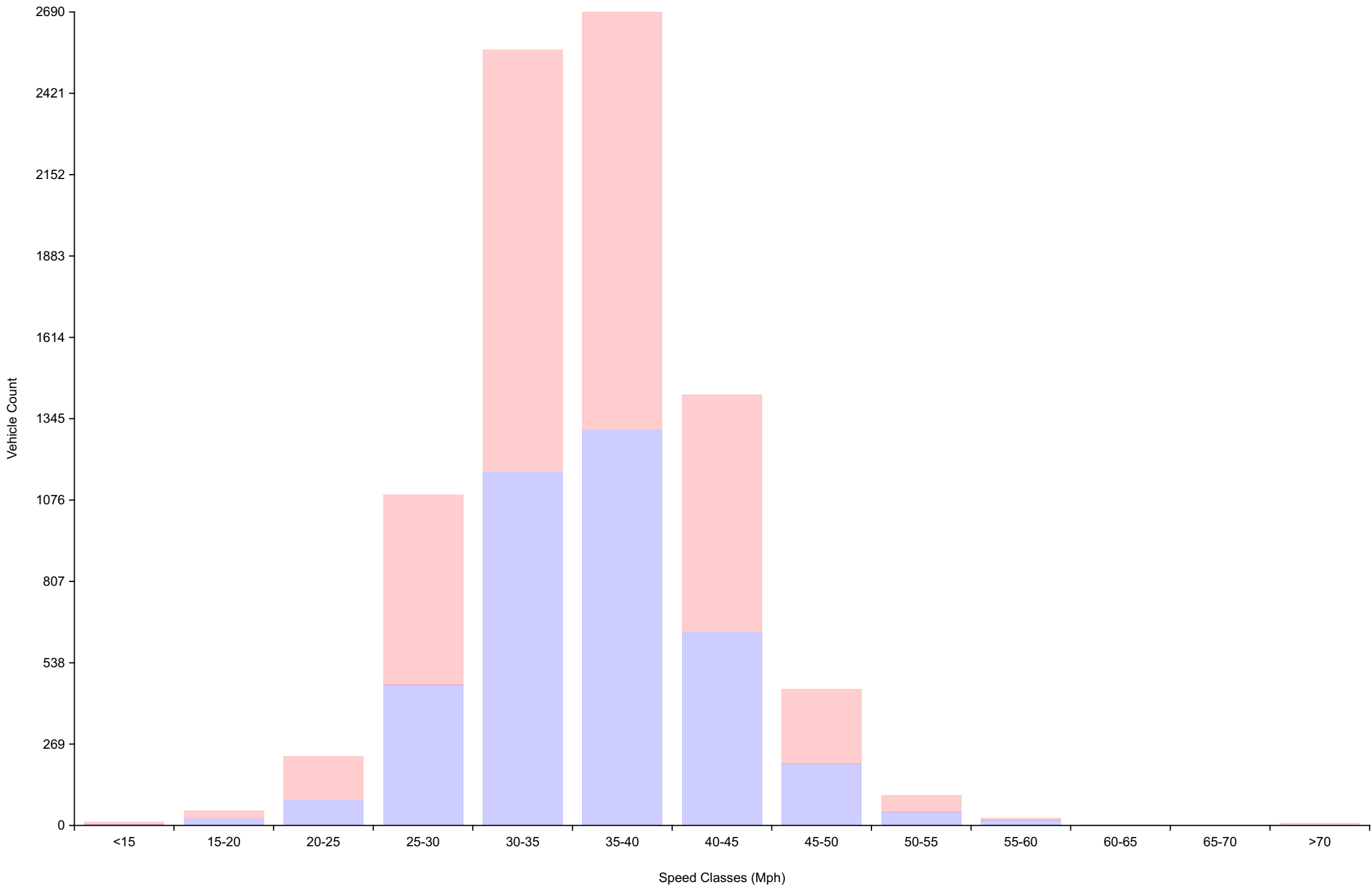
Vehicle Counts By Hour

Traffic Overview from Thu Jan 21 2021 to Tue Mar 30 2021
(60 Minute Resolution)



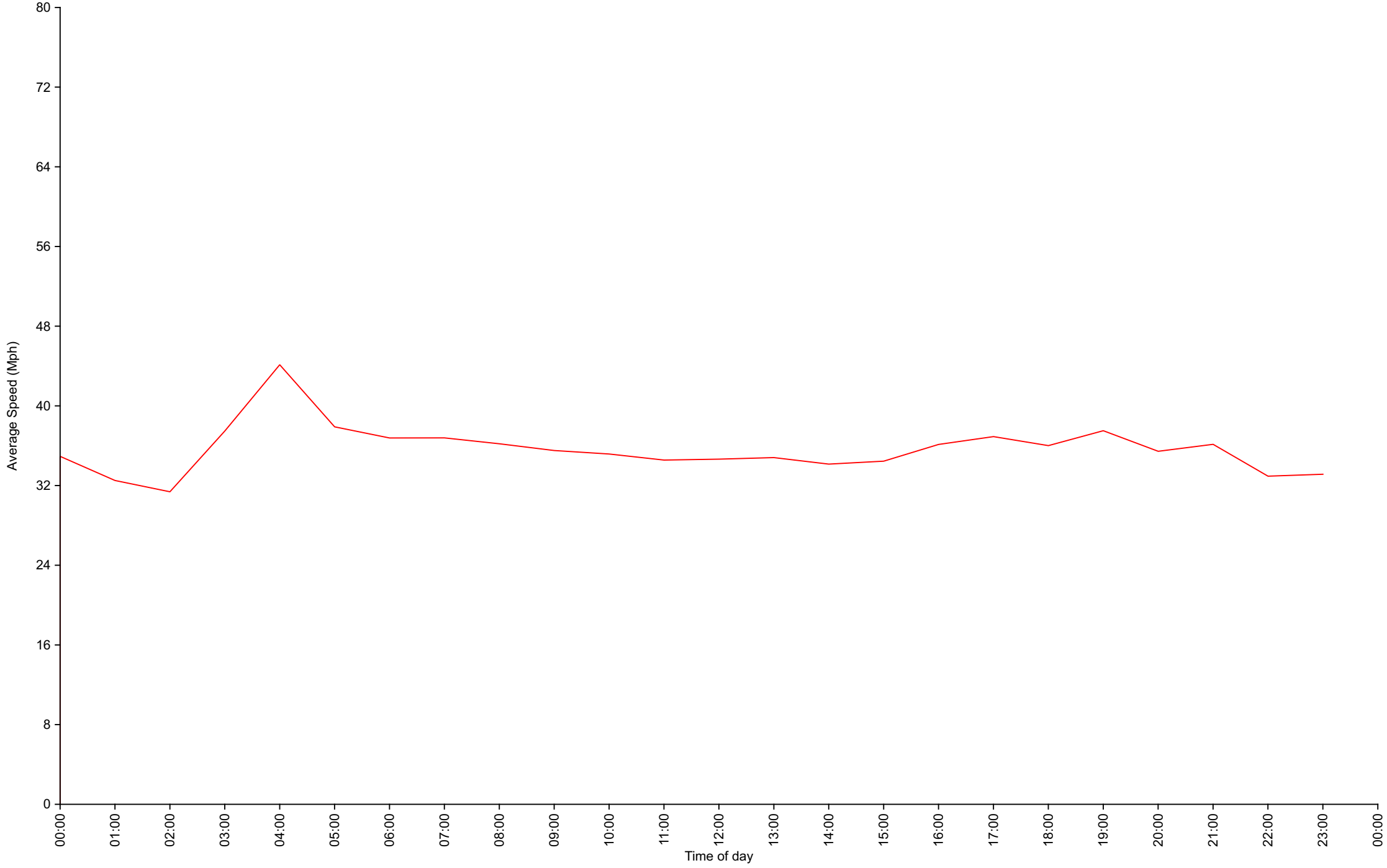
Vehicle Counts By Speed Class

Traffic Overview from Thu Jan 21 2021 to Tue Mar 30 2021



Average Speed By Hour

Traffic Overview from Thu Jan 21 2021 to Tue Mar 30 2021
(60 Minute Resolution)



Cumulative Speed Distribution Curve

Traffic Overview from Thu Jan 21 2021 to Tue Mar 30 2021

