

Traffic Report - Newcastle Road

Traffic Overview from Sun Oct 1 2023 to Sun Dec 31 2023

Vehicle Speed Classes (Mph)

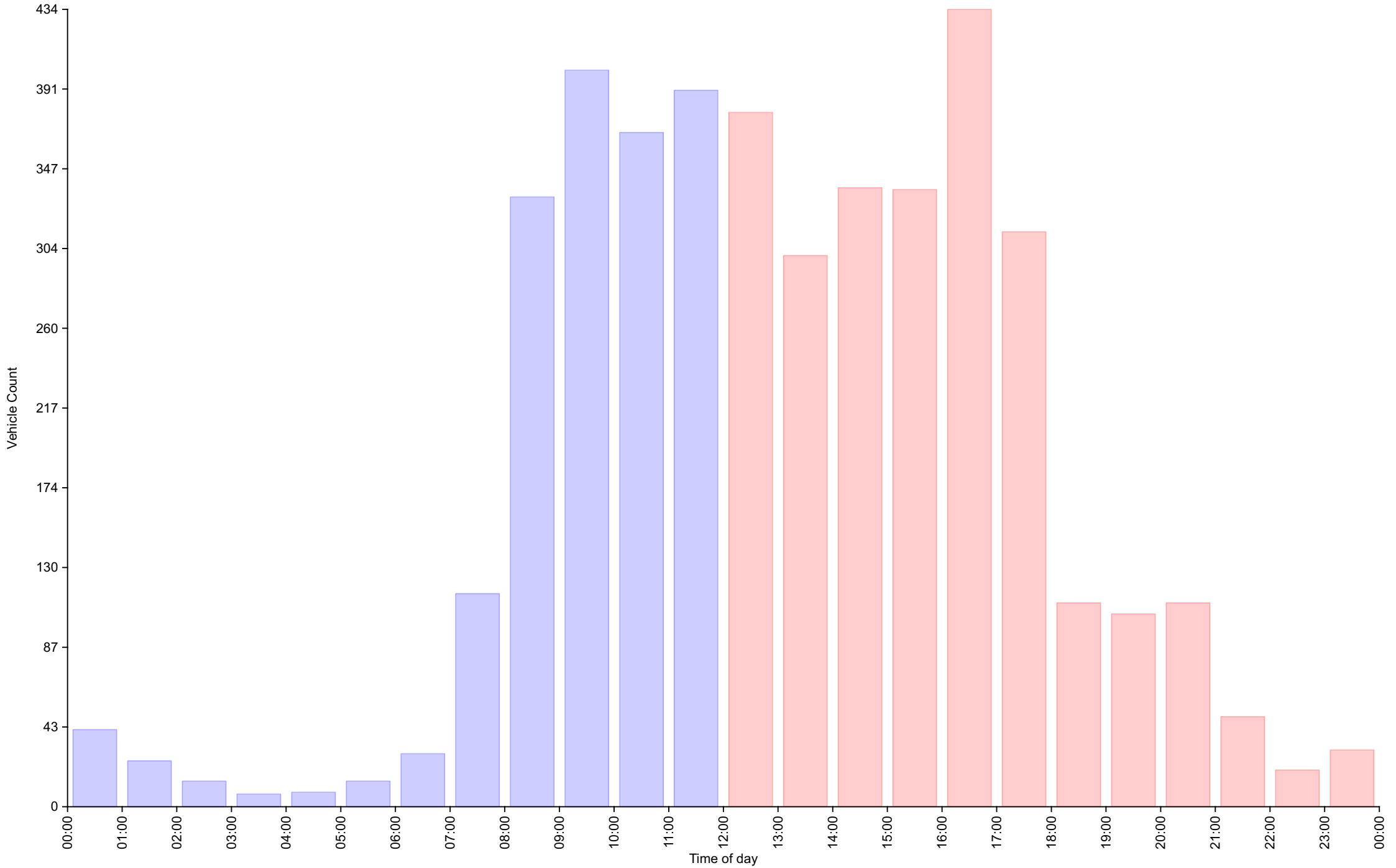
	<15	15 20	20 25	25 30	30 35	35 40	40 45	45 50	50 55	55 60	60 65	65 70	>70	Total	85th Percentile
00:00	0	0	1	4	31	5	1	0	0	0	0	0	0	42	33.9
01:00	0	0	2	5	12	6	0	0	0	0	0	0	0	25	35.1
02:00	0	0	1	5	7	1	0	0	0	0	0	0	0	14	31.4
03:00	0	0	0	3	1	1	2	0	0	0	0	0	0	7	40.0
04:00	0	0	0	0	3	1	2	1	0	1	0	0	0	8	44.6
05:00	0	0	0	1	0	2	3	3	5	0	0	0	0	14	50.9
06:00	0	0	6	1	3	4	3	8	3	1	0	0	0	29	48.9
07:00	0	1	10	19	52	22	7	3	2	0	0	0	0	116	36.8
08:00	0	1	18	53	117	106	30	6	1	0	0	0	0	332	38.3
09:00	1	3	18	55	160	113	43	4	4	0	0	0	0	401	38.5
10:00	0	1	14	51	142	123	31	4	1	0	0	0	0	367	37.9
11:00	3	1	9	66	134	132	33	10	2	0	0	0	0	390	38.2
12:00	0	2	9	55	141	126	36	8	1	0	0	0	0	378	38.4
13:00	0	2	12	45	112	88	31	9	1	0	0	0	0	300	38.6
14:00	0	1	19	45	121	111	38	2	0	0	0	0	0	337	38.3
15:00	0	2	16	50	123	102	38	3	1	1	0	0	0	336	38.3
16:00	0	1	9	53	152	137	74	6	2	0	0	0	0	434	39.7
17:00	0	3	8	31	106	112	39	11	3	0	0	0	0	313	39.6
18:00	0	0	2	19	40	35	15	0	0	0	0	0	0	111	38.8
19:00	0	0	5	20	47	25	8	0	0	0	0	0	0	105	36.8
20:00	0	0	3	36	48	19	4	1	0	0	0	0	0	111	35.4
21:00	0	0	2	17	16	6	6	2	0	0	0	0	0	49	38.6
22:00	0	0	0	5	8	5	2	0	0	0	0	0	0	20	38.0
23:00	0	0	1	17	10	1	2	0	0	0	0	0	0	31	31.5
AM Total	4	7	79	263	662	516	155	39	18	2	0	0	0		
PM Total	0	11	86	393	924	767	293	42	8	1	0	0	0		
Total	4	18	165	656	1586	1283	448	81	26	3	0	0	0		
Percent	0.09%	0.42%	3.86%	15.36%	37.14%	30.05%	10.49%	1.90%	0.61%	0.07%	0.00%	0.00%	0.00%		

Time of day

Total Vehicles : 4270
 30th Percentile : 30.5 MPH
 50th Percentile : 33.2 MPH
 85th Percentile : 38.5 MPH
 95th Percentile : 42.1 MPH
 Average Speed : 33.8 MPH
 Highest Speed : 59.5 MPH
 Total Over Speed Limit : 80.3 % (3427 / 4270)

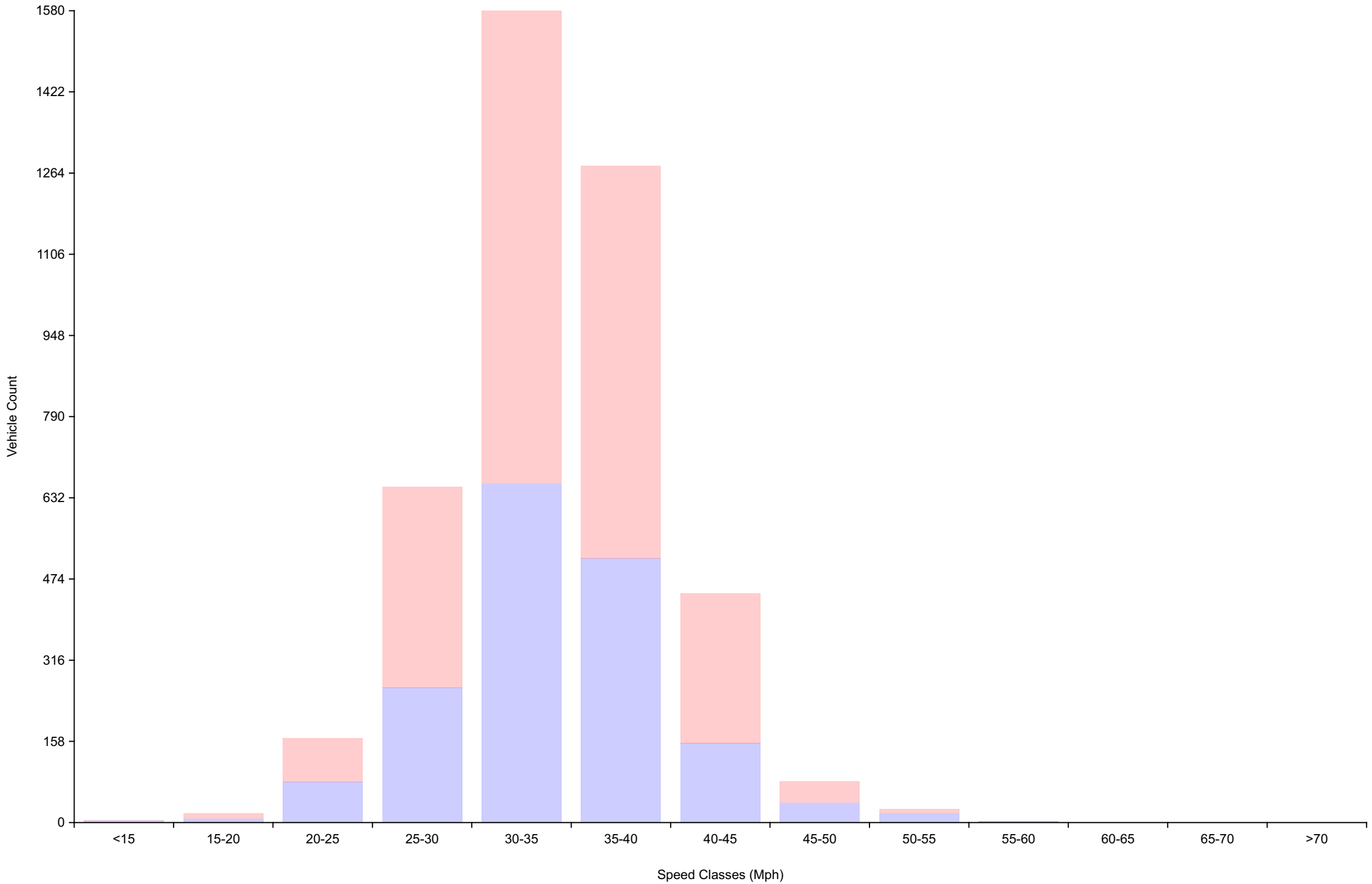
Vehicle Counts By Hour

Traffic Overview from Sun Oct 1 2023 to Sun Dec 31 2023
(60 Minute Resolution)



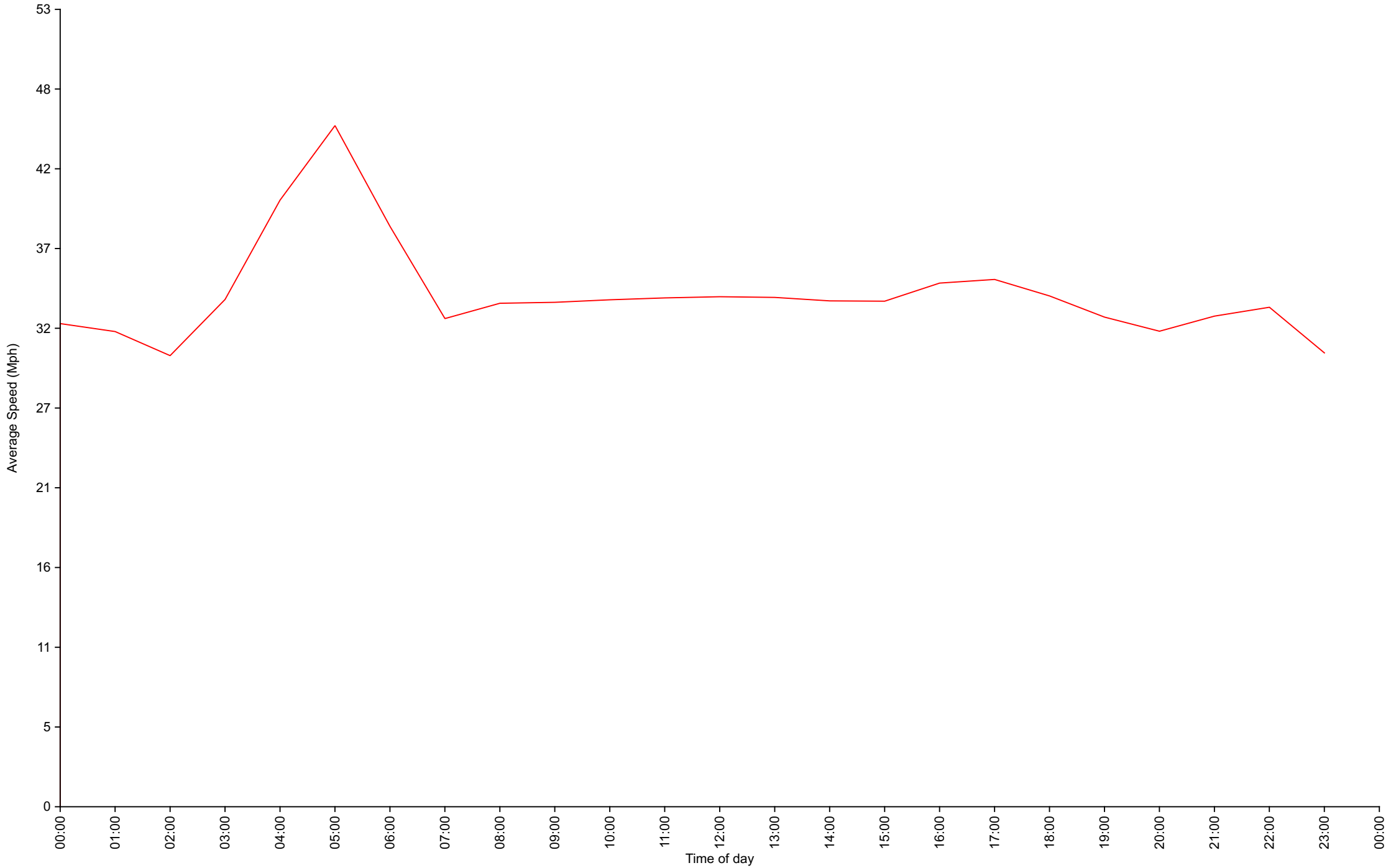
Vehicle Counts By Speed Class

Traffic Overview from Sun Oct 1 2023 to Sun Dec 31 2023



Average Speed By Hour

Traffic Overview from Sun Oct 1 2023 to Sun Dec 31 2023
(60 Minute Resolution)



Cumulative Speed Distribution Curve

Traffic Overview from Sun Oct 1 2023 to Sun Dec 31 2023

