

Traffic Report

PIPEGATE 2023 Q1

Traffic Overview from Sun Jan 1 2023 to Fri Mar 31 2023

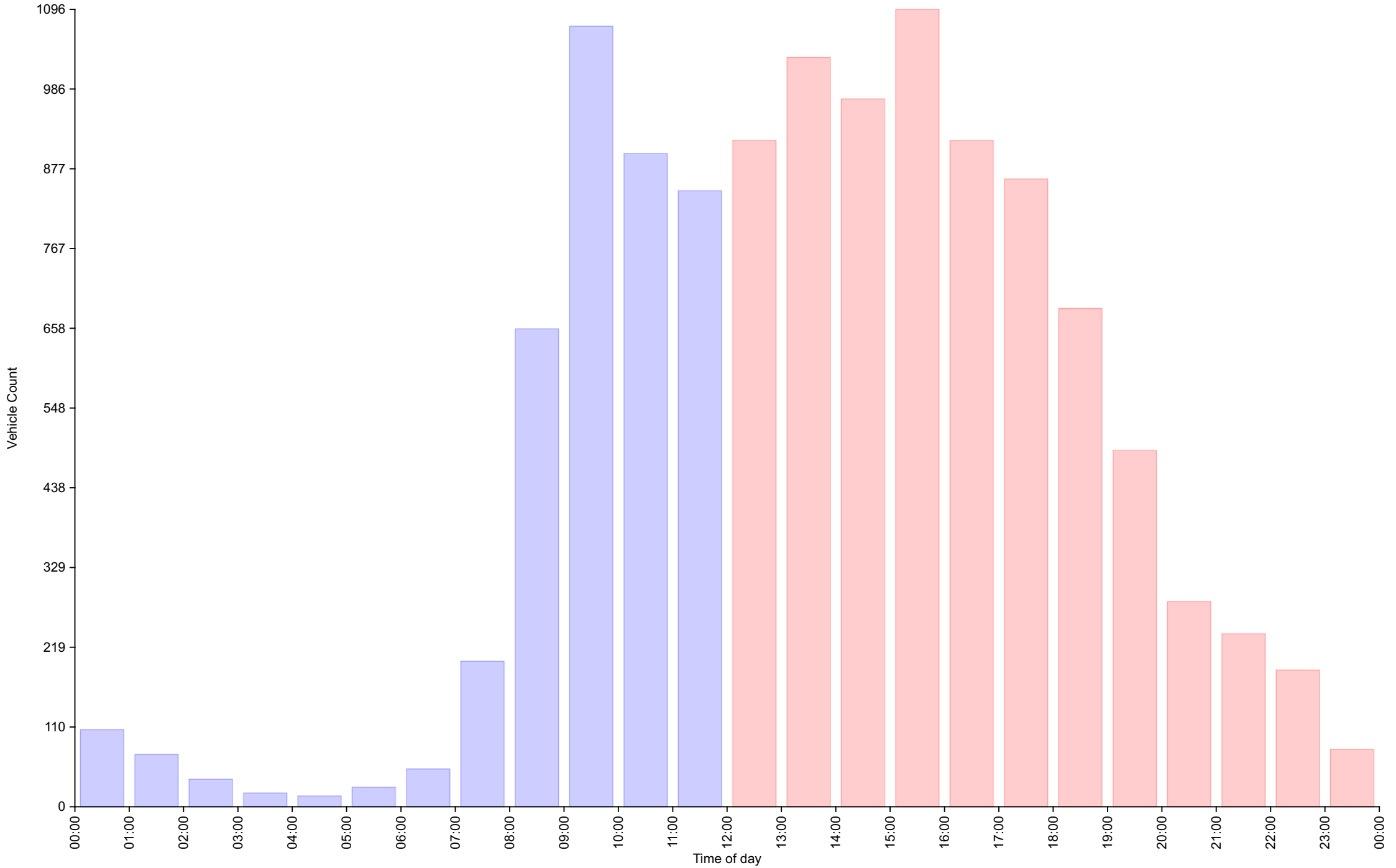
Vehicle Speed Classes (Mph)

	<15	15 20	20 25	25 30	30 35	35 40	40 45	45 50	50 55	55 60	60 65	65 70	>70	Total	85th Percentile
00:00	0	0	0	3	31	21	30	15	4	0	0	0	2	106	44.9
01:00	0	0	0	2	11	20	30	5	2	1	1	0	0	72	43.6
02:00	0	0	0	2	5	20	5	3	3	0	0	0	0	38	44.3
03:00	0	0	0	1	2	6	7	2	1	0	0	0	0	19	44.1
04:00	0	0	0	1	1	6	3	3	1	0	0	0	0	15	45.8
05:00	0	0	0	0	3	7	8	4	3	2	0	0	0	27	50.9
06:00	0	0	0	0	9	17	11	12	3	0	0	0	0	52	45.6
07:00	0	0	2	2	22	73	64	24	11	2	0	0	0	200	45.5
08:00	0	1	12	10	77	245	233	69	10	0	0	0	0	657	43.4
09:00	0	7	16	50	143	399	361	85	12	0	0	0	0	1073	42.7
10:00	0	1	12	29	106	351	331	60	6	2	0	0	0	898	42.4
11:00	0	1	18	29	111	350	273	58	6	1	0	0	0	847	42.3
12:00	0	1	16	33	147	350	312	51	6	0	0	0	0	916	41.8
13:00	0	1	19	30	158	379	382	55	5	1	0	0	0	1030	42.0
14:00	0	5	11	39	142	340	376	55	3	2	0	0	0	973	42.2
15:00	0	1	15	36	148	375	441	72	8	0	0	0	0	1096	42.4
16:00	0	2	11	26	117	326	353	73	6	2	0	0	0	916	42.9
17:00	0	1	16	24	110	269	324	103	13	3	0	0	0	863	43.8
18:00	0	0	9	19	92	211	271	75	6	2	0	0	0	685	43.5
19:00	0	0	1	11	73	181	177	43	2	2	0	0	0	490	42.7
20:00	0	0	0	6	41	92	102	34	6	1	0	0	0	282	43.9
21:00	0	0	0	6	25	84	85	28	9	0	1	0	0	238	44.4
22:00	0	0	0	5	13	76	69	18	4	3	0	0	0	188	43.5
23:00	0	0	0	2	13	27	24	10	1	1	0	0	1	79	45.1
AM Total	0	10	60	129	521	1515	1356	340	62	8	1	0	2		
PM Total	0	11	98	237	1079	2710	2916	617	69	17	1	0	1		
Total	0	21	158	366	1600	4225	4272	957	131	25	2	0	3		
Percent	0.00%	0.18%	1.34%	3.11%	13.61%	35.93%	36.33%	8.14%	1.11%	0.21%	0.02%	0.00%	0.03%		

Total Vehicles : 11760
 30th Percentile : 36.1 MPH
 50th Percentile : 38.6 MPH
 85th Percentile : 42.8 MPH
 95th Percentile : 45.6 MPH
 Average Speed : 38.6 MPH
 Highest Speed : 71.0 MPH

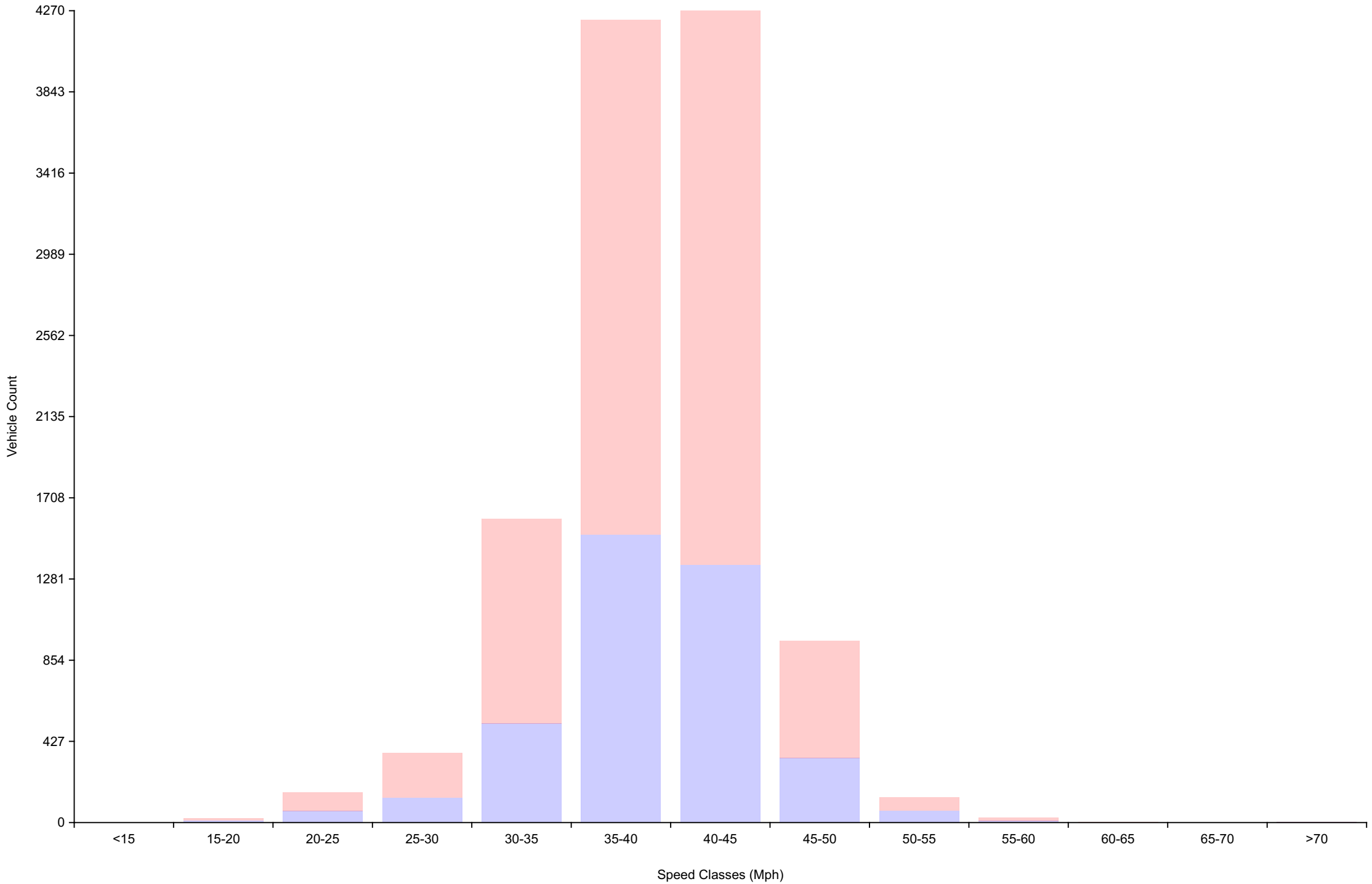
Vehicle Counts By Hour

Traffic Overview from Sun Jan 1 2023 to Fri Mar 31 2023
(60 Minute Resolution)



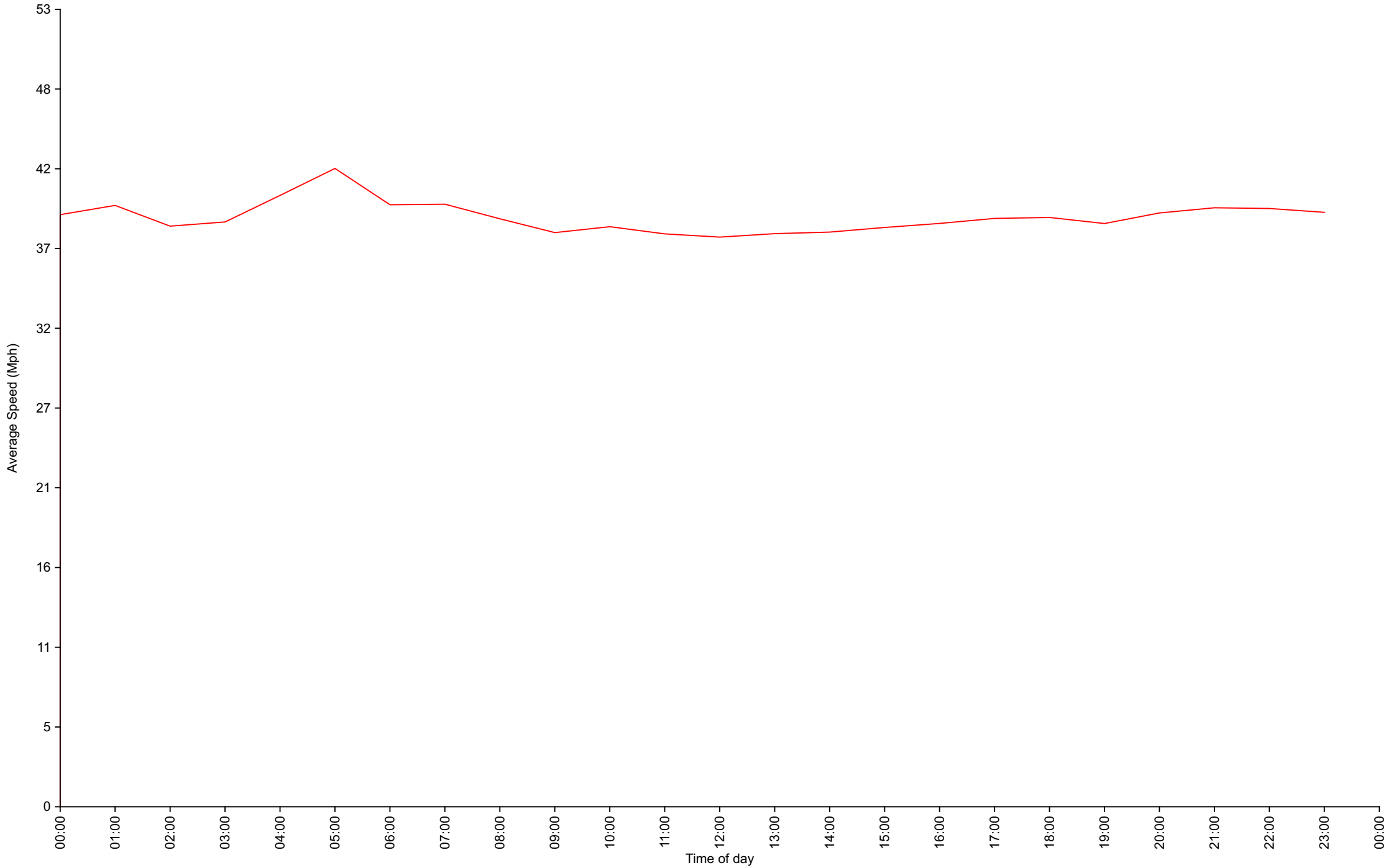
Vehicle Counts By Speed Class

Traffic Overview from Sun Jan 1 2023 to Fri Mar 31 2023



Average Speed By Hour

Traffic Overview from Sun Jan 1 2023 to Fri Mar 31 2023
(60 Minute Resolution)



Cumulative Speed Distribution Curve

Traffic Overview from Sun Jan 1 2023 to Fri Mar 31 2023

