

Traffic Report

Newcastle Road Q4 2021

Traffic Overview from Fri Oct 1 2021 to Fri Dec 31 2021

Vehicle Speed Classes (Mph)

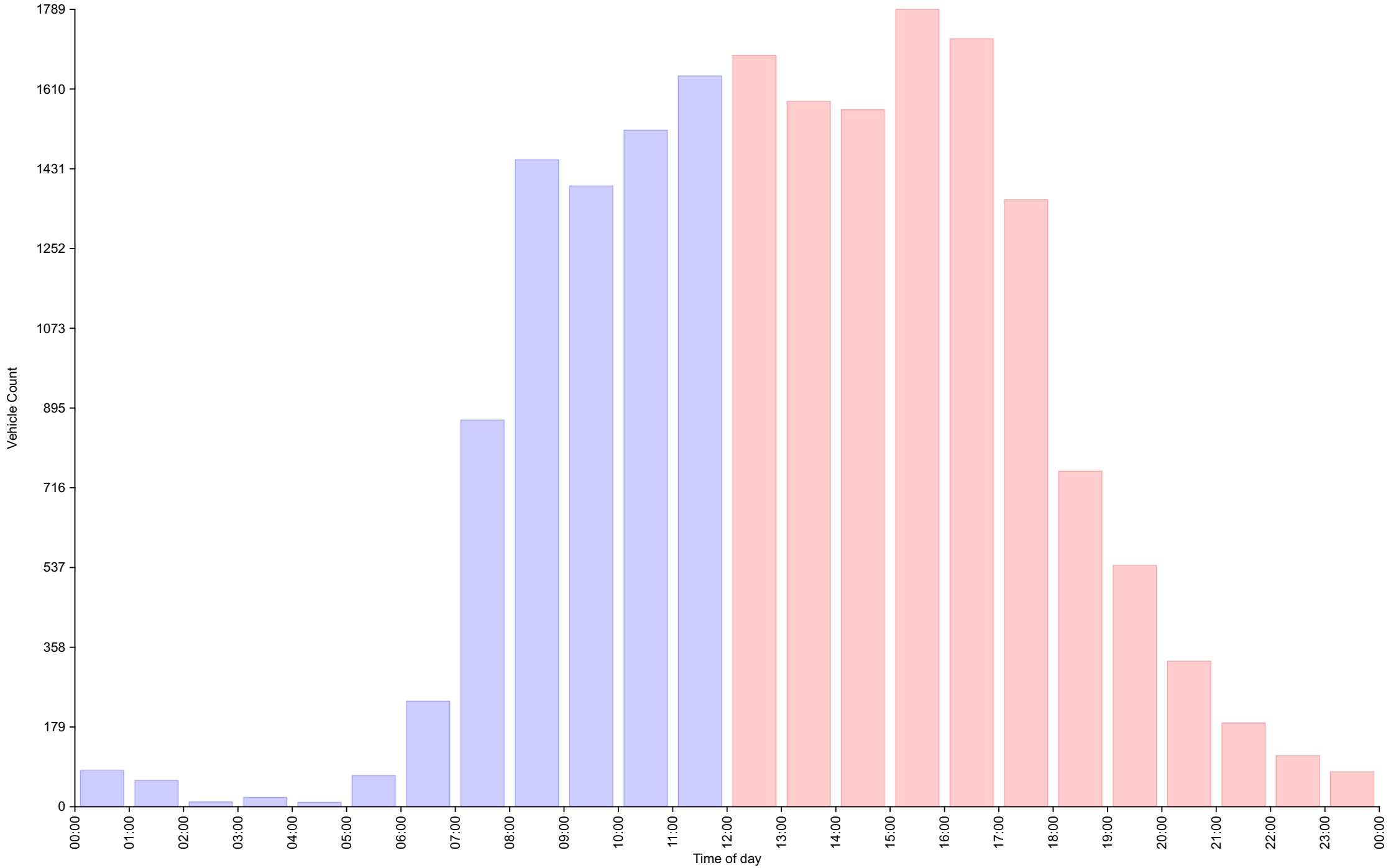
	<15	15 20	20 25	25 30	30 35	35 40	40 45	45 50	50 55	55 60	60 65	65 70	>70	Total	85th Percentile
00:00	1	0	0	14	35	18	7	2	4	1	0	0	0	82	40.7
01:00	0	0	0	3	39	10	2	4	1	0	0	0	0	59	37.6
02:00	0	0	0	2	6	0	0	3	0	0	0	0	0	11	46.7
03:00	0	0	0	0	0	4	5	6	5	1	0	0	0	21	49.9
04:00	0	0	0	1	1	0	2	4	1	0	0	1	0	10	50.5
05:00	0	0	3	14	11	7	7	10	12	5	1	0	0	70	50.9
06:00	0	0	4	18	63	63	49	26	8	4	2	0	0	237	44.5
07:00	0	1	10	63	229	298	166	75	16	7	3	0	0	868	42.8
08:00	0	0	11	165	468	473	231	76	24	4	0	0	0	1452	40.9
09:00	0	7	20	166	409	461	250	68	10	1	0	0	1	1393	40.7
10:00	2	8	27	187	537	494	204	50	7	2	0	0	0	1518	39.7
11:00	0	4	30	206	612	529	207	39	8	4	1	0	0	1640	39.2
12:00	1	8	35	172	611	559	222	64	13	1	0	0	0	1686	39.8
13:00	2	8	23	178	518	545	250	50	7	2	0	0	0	1583	40.1
14:00	3	9	26	162	520	532	232	68	12	0	0	0	0	1564	40.4
15:00	2	18	21	213	655	589	241	44	5	1	0	0	0	1789	39.3
16:00	1	9	29	196	496	545	348	85	13	1	0	0	0	1723	40.8
17:00	1	1	21	172	415	460	235	43	12	2	0	0	0	1362	40.3
18:00	1	3	8	85	248	203	142	40	20	2	0	1	0	753	42.1
19:00	0	0	6	46	158	157	114	44	15	2	0	0	0	542	42.9
20:00	0	1	2	57	102	90	44	19	9	3	0	0	0	327	42.0
21:00	1	0	2	20	61	48	36	16	1	2	1	0	0	188	42.6
22:00	0	0	0	9	30	44	20	7	3	2	0	0	0	115	41.7
23:00	0	0	3	7	28	22	10	7	1	1	0	0	0	79	42.8
AM Total	3	20	105	839	2410	2357	1130	363	96	29	7	1	1		
PM Total	12	57	176	1317	3842	3794	1894	487	111	19	1	1	0		
Total	15	77	281	2156	6252	6151	3024	850	207	48	8	2	1		
Percent	0.08%	0.40%	1.47%	11.30%	32.78%	32.25%	15.86%	4.46%	1.09%	0.25%	0.04%	0.01%	0.01%		

Time of day

Total Vehicles : 19072
 30th Percentile : 31.8 MPH
 50th Percentile : 34.8 MPH
 85th Percentile : 40.6 MPH
 95th Percentile : 44.6 MPH
 Average Speed : 35.5 MPH
 Highest Speed : 69.9 MPH
 Total Over Speed Limit : 86.7 % (16543 / 19072)

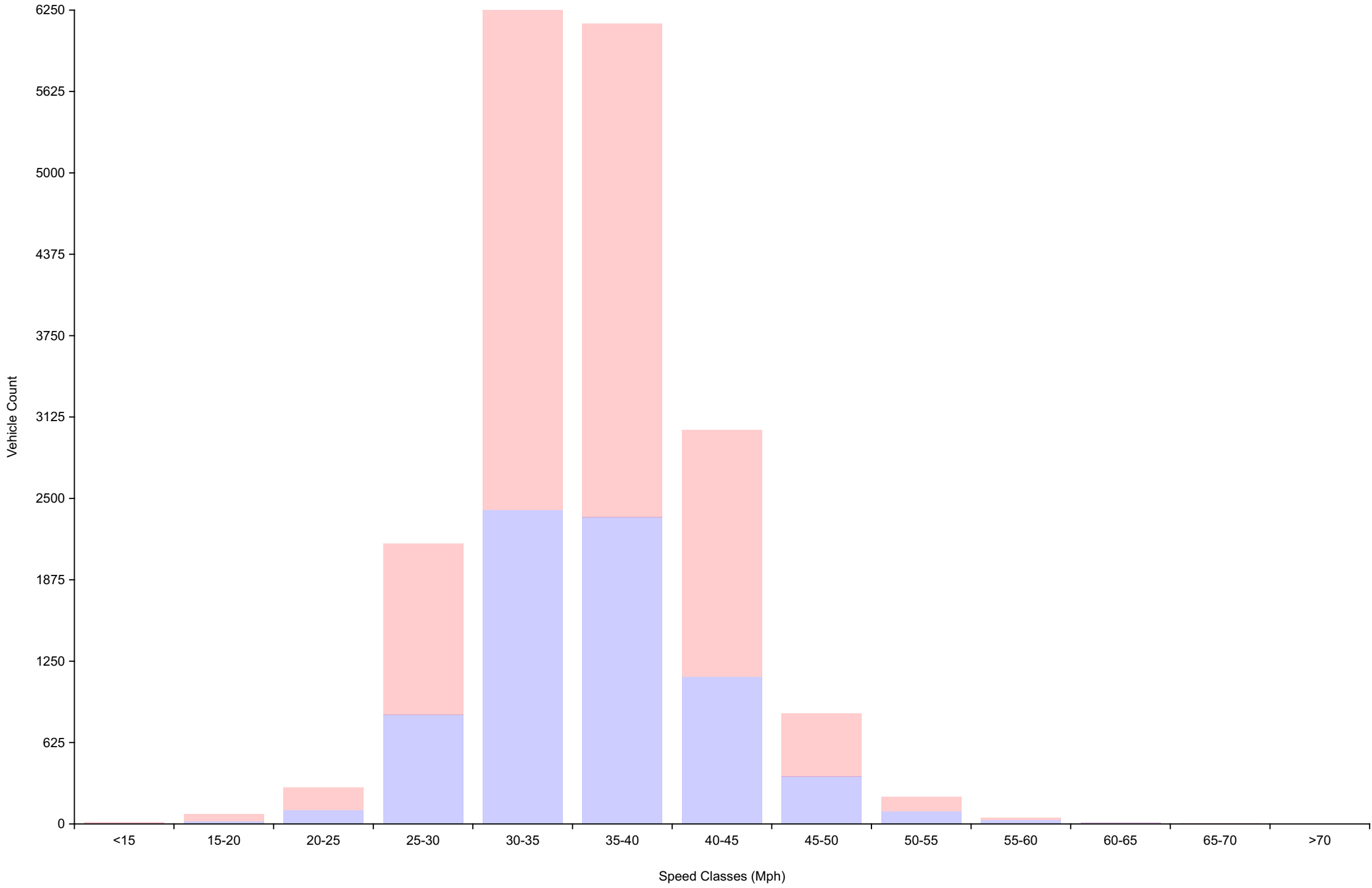
Vehicle Counts By Hour

Traffic Overview from Fri Oct 1 2021 to Fri Dec 31 2021
(60 Minute Resolution)



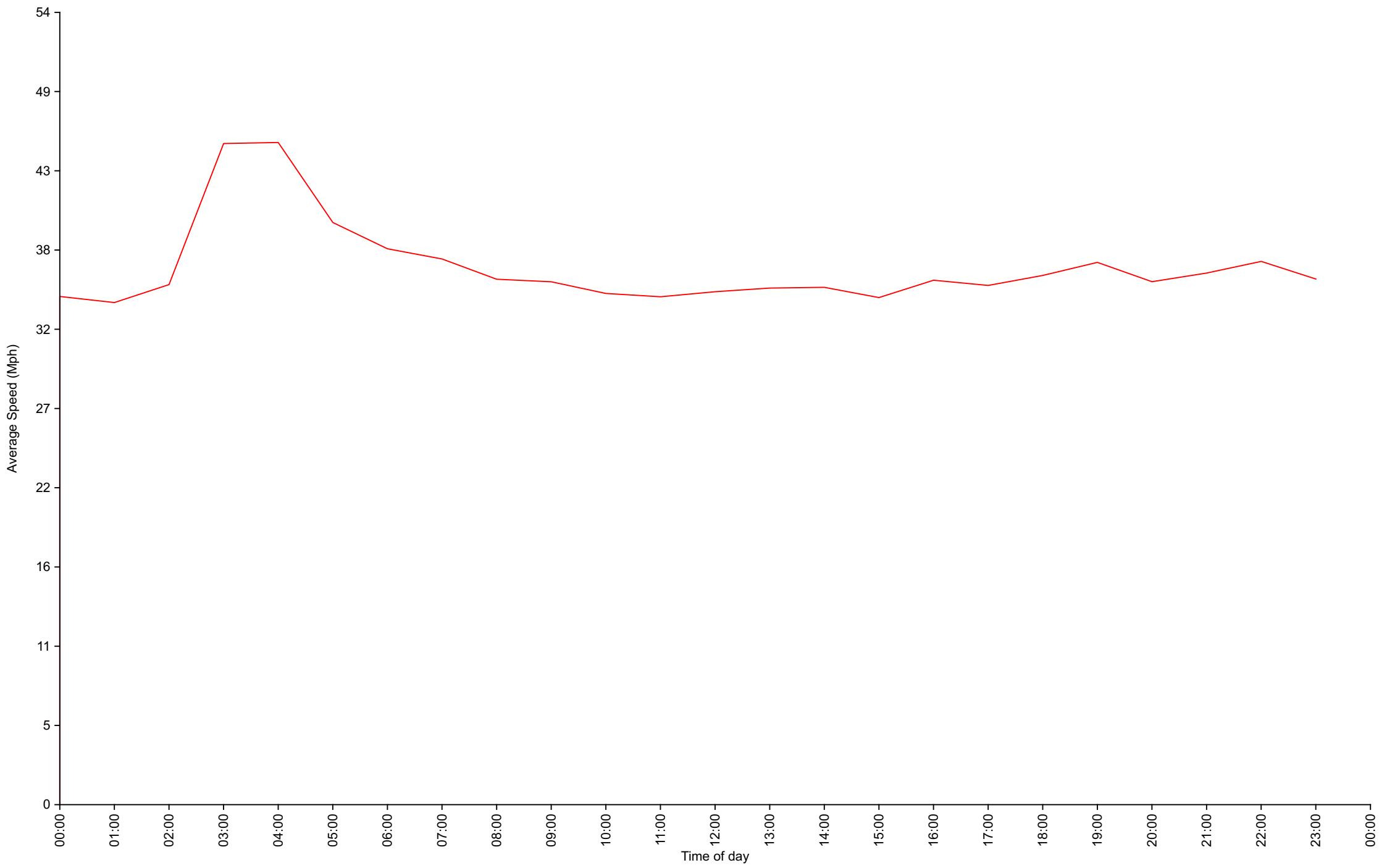
Vehicle Counts By Speed Class

Traffic Overview from Fri Oct 1 2021 to Fri Dec 31 2021



Average Speed By Hour

Traffic Overview from Fri Oct 1 2021 to Fri Dec 31 2021
(60 Minute Resolution)



Cumulative Speed Distribution Curve

Traffic Overview from Fri Oct 1 2021 to Fri Dec 31 2021

