

# Traffic Report

Traffic Overview from Sat Apr 1 2023 to Fri Jun 30 2023

## Vehicle Speed Classes (Mph)

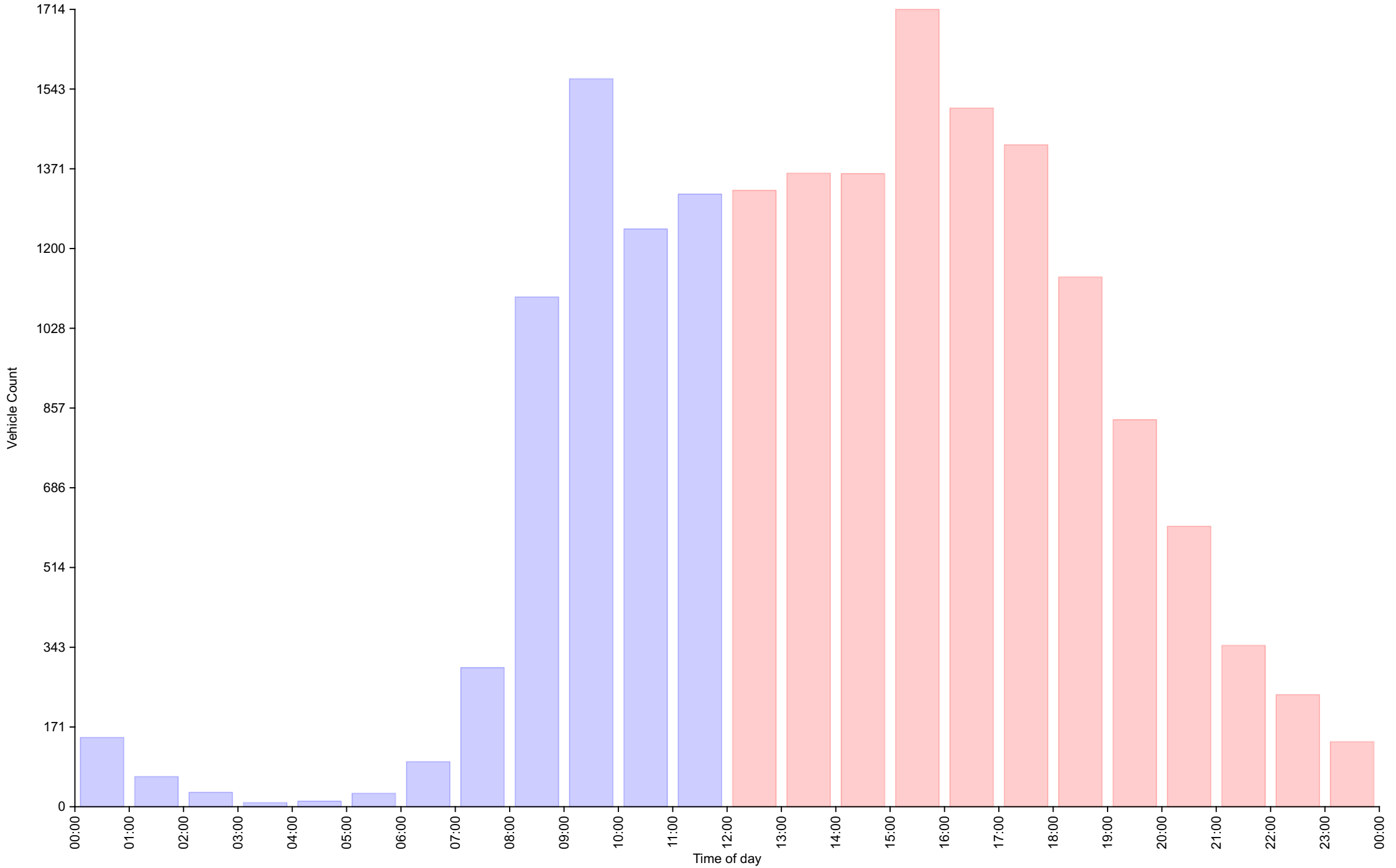
	<15	15 20	20 25	25 30	30 35	35 40	40 45	45 50	50 55	55 60	60 65	65 70	>70	Total	85th Percentile
00:00	0	0	0	9	32	35	59	9	5	0	0	0	0	149	42.7
01:00	0	0	0	6	9	16	28	6	0	0	0	0	0	65	43.1
02:00	0	0	0	1	6	6	13	3	2	0	0	0	0	31	44.4
03:00	0	0	0	1	0	1	6	1	0	0	0	0	0	9	42.8
04:00	0	0	0	0	1	4	5	2	0	0	0	0	0	12	43.6
05:00	0	0	0	0	1	9	11	4	4	0	0	0	0	29	48.3
06:00	0	0	0	2	2	25	35	25	6	2	0	0	0	97	<b>48.1</b>
07:00	0	0	4	4	19	78	110	60	16	<b>7</b>	<b>1</b>	0	0	299	46.7
08:00	0	0	10	9	86	334	464	149	<b>42</b>	2	0	0	0	1096	44.6
09:00	0	<b>1</b>	22	40	<b>201</b>	525	<b>587</b>	<b>169</b>	17	3	0	0	0	<b>1565</b>	43.4
10:00	0	1	18	40	142	453	476	100	10	2	0	0	0	1242	42.9
11:00	0	1	<b>26</b>	<b>41</b>	157	<b>560</b>	448	76	7	1	0	0	0	1317	42.0
12:00	0	4	24	58	164	528	491	54	2	0	0	0	0	1325	41.8
13:00	0	<b>5</b>	<b>37</b>	57	203	521	468	69	1	1	0	0	0	1362	41.9
14:00	0	5	28	<b>62</b>	185	517	466	90	7	1	0	0	0	1361	42.2
15:00	0	3	32	58	<b>237</b>	<b>728</b>	<b>577</b>	71	6	2	0	0	0	<b>1714</b>	41.7
16:00	<b>2</b>	2	30	58	215	512	562	111	9	1	0	0	0	1502	42.5
17:00	0	5	31	48	166	461	573	122	13	<b>4</b>	0	0	0	1423	43.0
18:00	0	1	8	33	125	346	474	<b>136</b>	14	2	0	0	0	1139	43.6
19:00	1	0	2	25	107	221	364	98	13	1	0	0	0	832	43.7
20:00	0	0	4	24	91	150	227	87	<b>16</b>	2	<b>2</b>	0	0	603	44.6
21:00	0	0	2	14	48	106	128	39	10	0	0	0	0	347	43.8
22:00	0	0	1	5	24	92	85	25	7	1	1	0	0	241	43.7
23:00	0	0	0	4	21	45	47	17	6	0	0	0	0	140	<b>44.3</b>
AM Total	0	3	80	153	656	2046	<b>2242</b>	604	109	17	1	0	0		
PM Total	3	25	199	446	1586	4227	<b>4462</b>	919	104	15	3	0	0		
Total	3	28	279	599	2242	6273	<b>6704</b>	1523	213	32	4	0	0		
Percent	0.02%	0.16%	1.56%	3.35%	12.53%	35.04%	<b>37.45%</b>	8.51%	1.19%	0.18%	0.02%	0.00%	0.00%		

Time of day

Total Vehicles : 17900  
 30th Percentile : 36.3 MPH  
 50th Percentile : 38.7 MPH  
 85th Percentile : 42.9 MPH  
 95th Percentile : 45.7 MPH  
 Average Speed : 38.7 MPH  
 Highest Speed : 63.3 MPH  
 Total Over Speed Limit : 47.4 % (8476 / 17900)

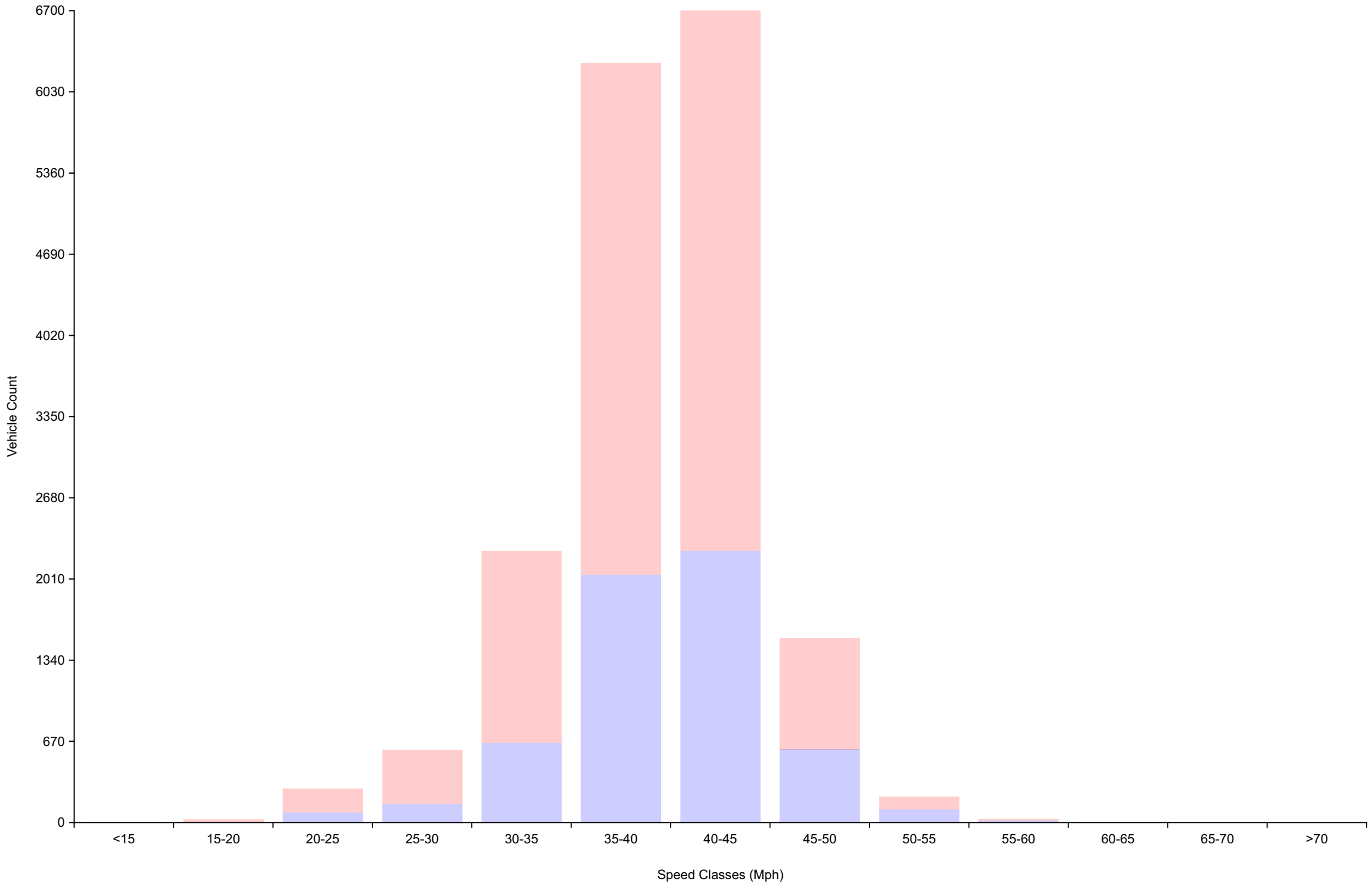
# Vehicle Counts By Hour

Traffic Overview from Sat Apr 1 2023 to Fri Jun 30 2023  
(60 Minute Resolution)



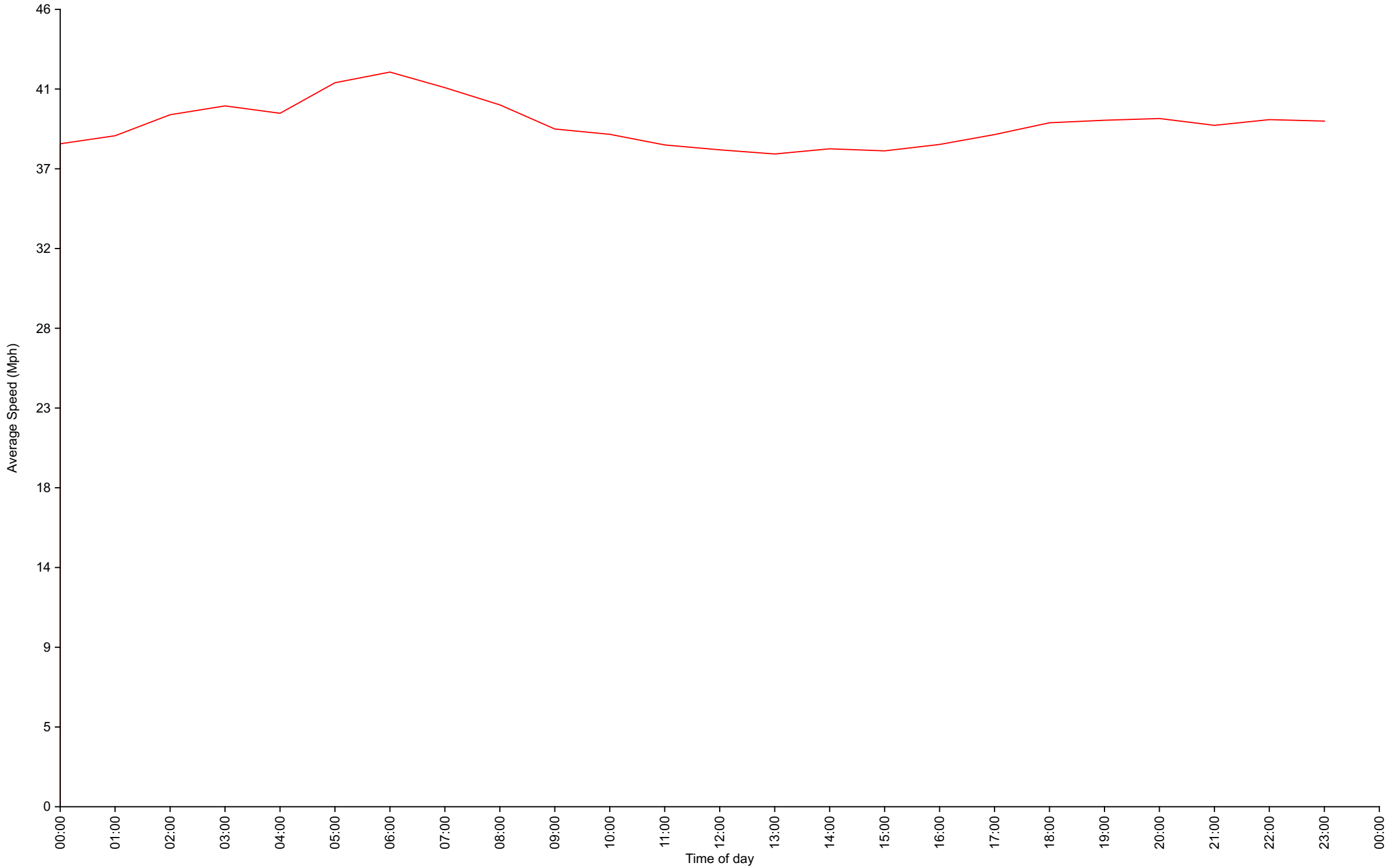
# Vehicle Counts By Speed Class

Traffic Overview from Sat Apr 1 2023 to Fri Jun 30 2023



# Average Speed By Hour

Traffic Overview from Sat Apr 1 2023 to Fri Jun 30 2023  
(60 Minute Resolution)



# Cumulative Speed Distribution Curve

Traffic Overview from Sat Apr 1 2023 to Fri Jun 30 2023

