

Traffic Report

Pipegate Q4 2021

Traffic Overview from Fri Oct 1 2021 to Fri Dec 31 2021

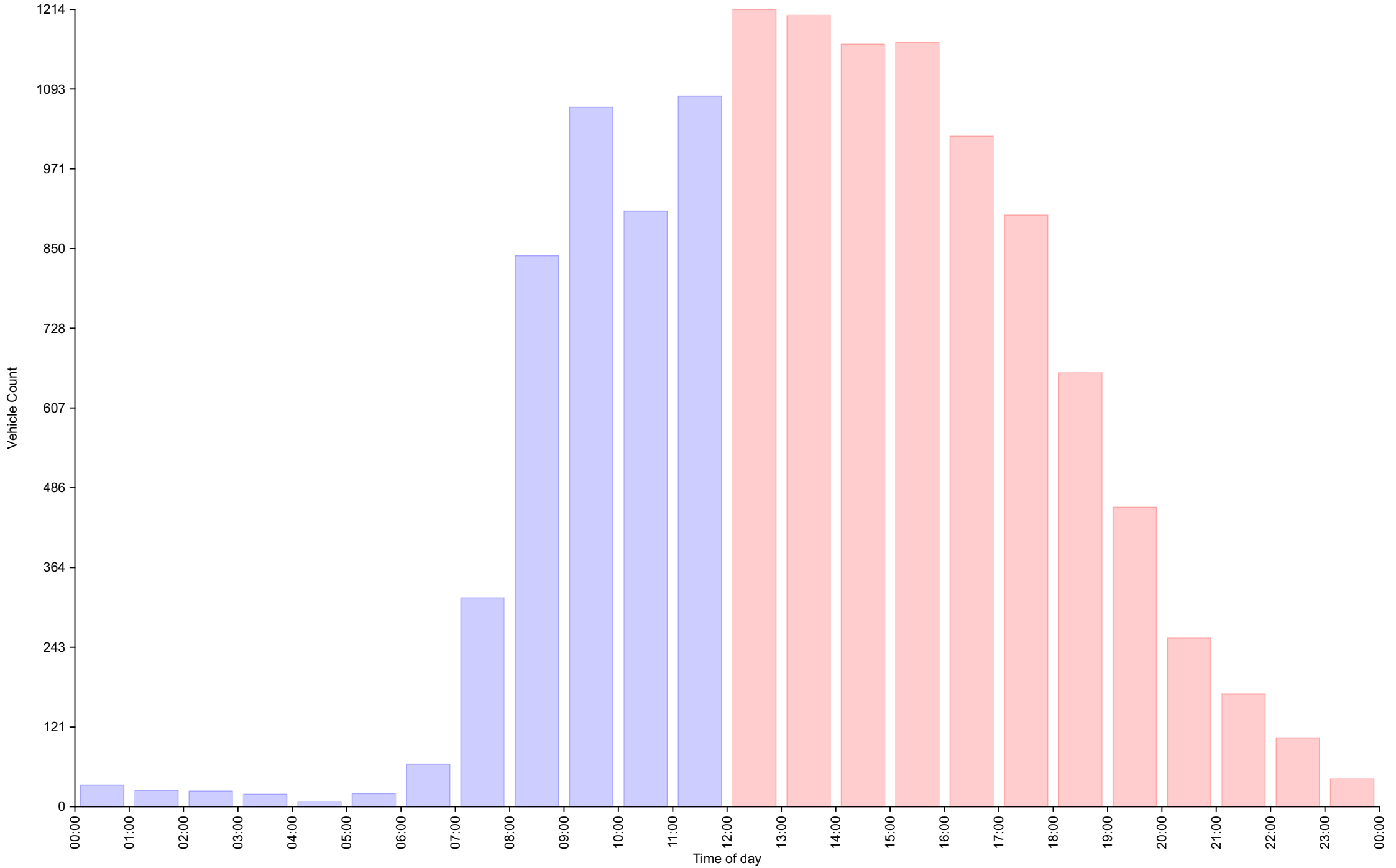
Vehicle Speed Classes (Mph)

	<15	15 20	20 25	25 30	30 35	35 40	40 45	45 50	50 55	55 60	60 65	65 70	>70	Total	85th Percentile
00:00	0	0	0	0	3	13	11	2	2	1	0	0	1	33	45.1
01:00	0	0	0	0	5	12	4	3	1	0	0	0	0	25	42.7
02:00	0	0	0	0	5	10	8	0	1	0	0	0	0	24	41.9
03:00	0	0	0	0	1	0	18	0	0	0	0	0	0	19	41.8
04:00	0	0	0	0	1	2	3	1	1	0	0	0	0	8	47.0
05:00	0	0	0	1	5	5	2	4	2	0	1	0	0	20	47.0
06:00	0	0	0	0	10	30	19	6	0	0	0	0	0	65	42.1
07:00	0	1	0	7	38	125	107	32	5	3	0	0	0	318	43.4
08:00	0	0	6	16	95	296	338	72	16	0	0	0	0	839	43.3
09:00	0	0	6	19	109	376	436	113	6	0	0	0	0	1065	43.3
10:00	0	0	7	33	118	329	339	76	4	1	0	0	0	907	42.6
11:00	0	1	7	32	147	390	432	65	7	1	0	0	0	1082	42.3
12:00	0	4	12	39	161	412	503	75	8	0	0	0	0	1214	42.3
13:00	0	2	16	39	136	448	452	99	10	3	0	0	0	1205	42.7
14:00	0	1	6	36	132	416	469	90	8	3	0	0	0	1161	42.8
15:00	0	0	9	39	136	423	468	80	9	0	0	0	0	1164	42.7
16:00	0	0	12	46	112	349	402	89	11	0	0	0	0	1021	42.8
17:00	0	0	13	42	94	307	359	77	7	2	0	0	0	901	42.8
18:00	1	1	3	41	84	214	240	67	9	1	0	0	0	661	43.3
19:00	0	0	0	15	48	169	173	43	7	1	0	0	0	456	43.3
20:00	0	1	1	9	40	81	86	31	6	2	0	0	0	257	44.1
21:00	0	0	0	0	10	50	83	26	2	0	1	0	0	172	44.4
22:00	0	0	0	2	10	33	41	14	4	1	0	0	0	105	44.5
23:00	0	0	0	0	4	13	20	4	2	0	0	0	0	43	43.9
AM Total	0	2	26	108	537	1588	1717	374	45	6	1	0	1		
PM Total	1	9	72	308	967	2915	3296	695	83	13	1	0	0		
Total	1	11	98	416	1504	4503	5013	1069	128	19	2	0	1		
Percent	0.01%	0.09%	0.77%	3.26%	11.78%	35.28%	39.27%	8.37%	1.00%	0.15%	0.02%	0.00%	0.01%		

Total Vehicles : 12765
 30th Percentile : 36.6 MPH
 50th Percentile : 38.9 MPH
 85th Percentile : 42.9 MPH
 95th Percentile : 45.5 MPH
 Average Speed : 38.9 MPH
 Highest Speed : 73.3 MPH
 Total Over Speed Limit : 48.8 % (6232 / 12765)

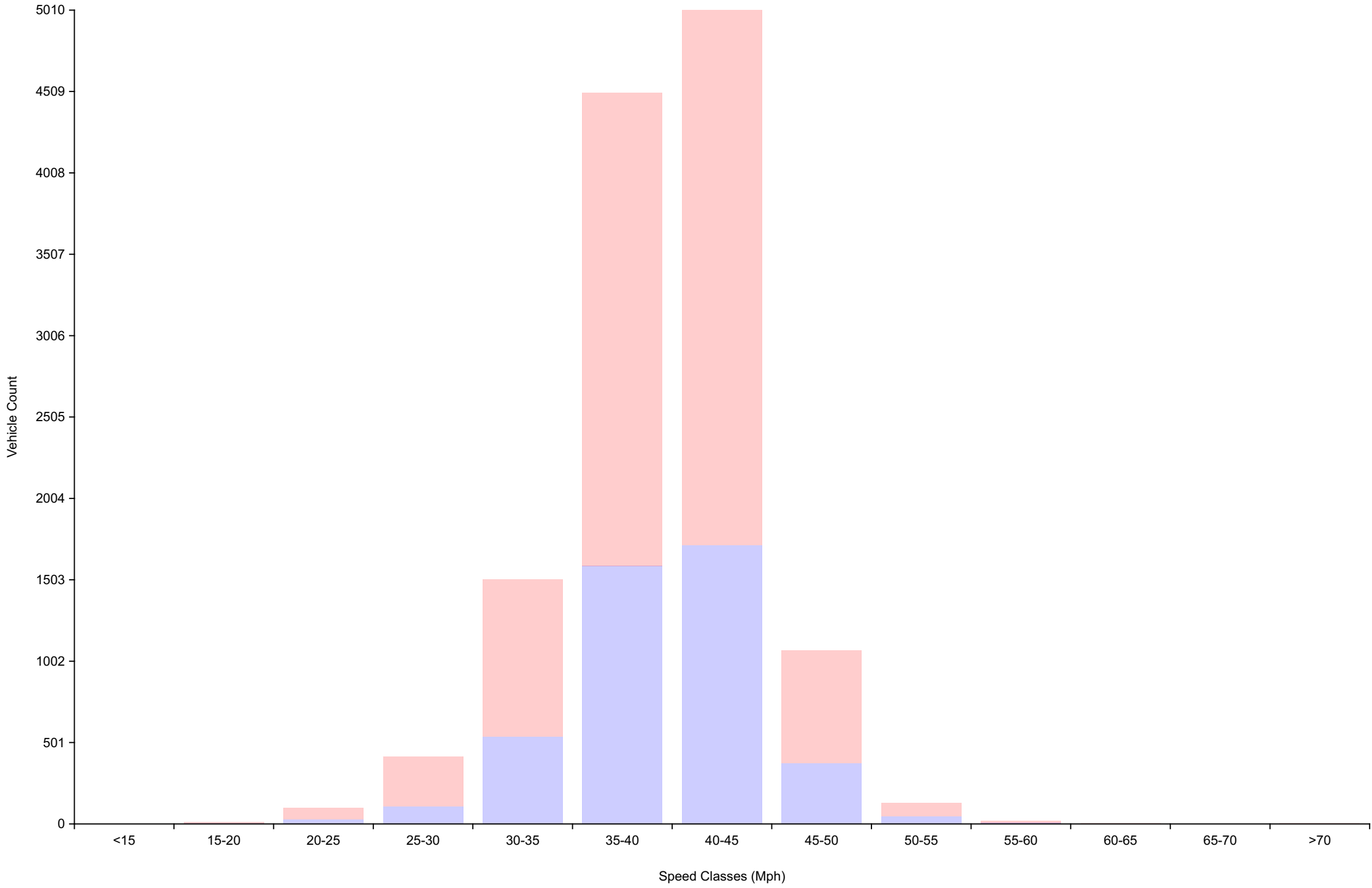
Vehicle Counts By Hour

Traffic Overview from Fri Oct 1 2021 to Fri Dec 31 2021
(60 Minute Resolution)



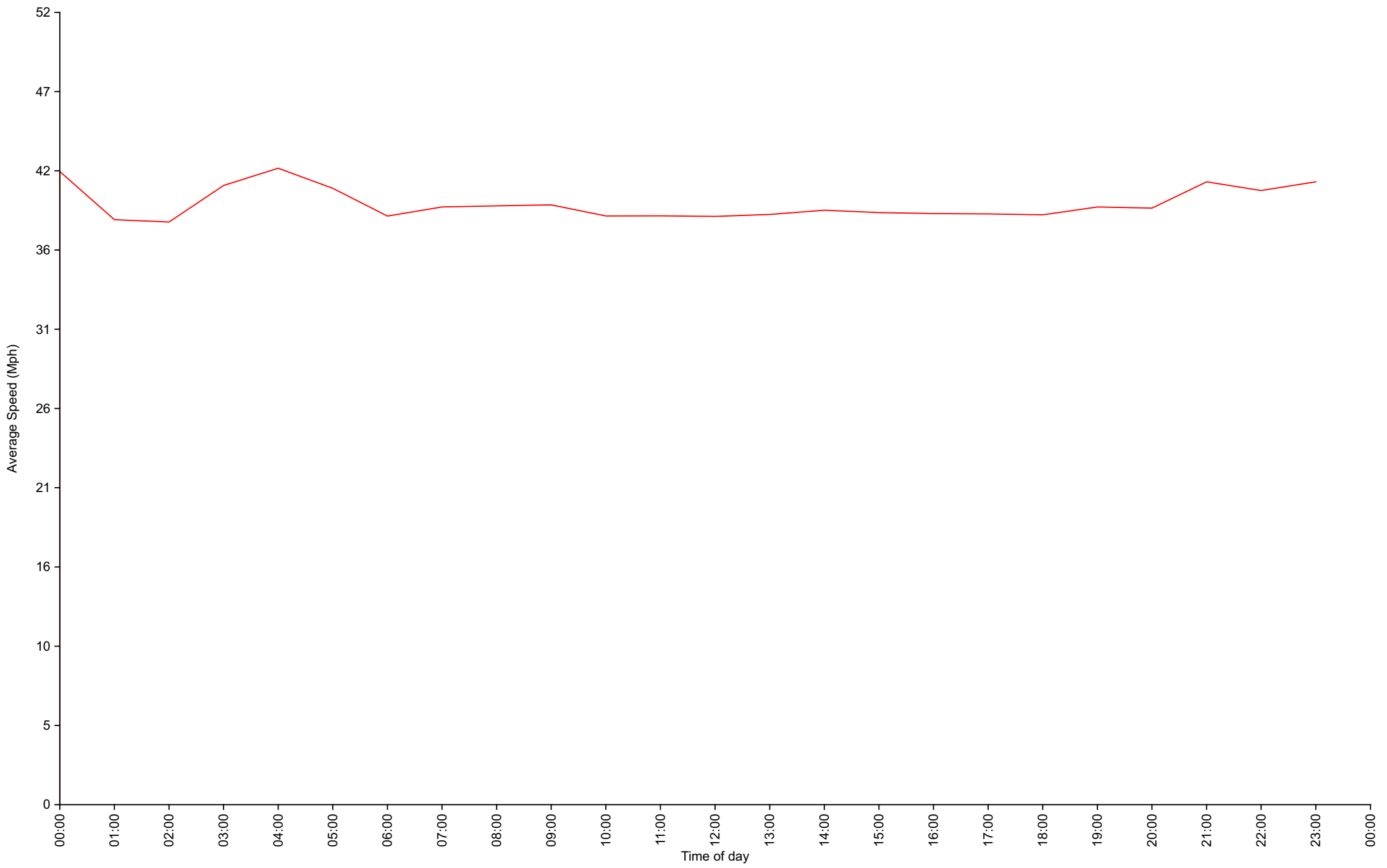
Vehicle Counts By Speed Class

Traffic Overview from Fri Oct 1 2021 to Fri Dec 31 2021



Average Speed By Hour

Traffic Overview from Fri Oct 1 2021 to Fri Dec 31 2021
(60 Minute Resolution)



Cumulative Speed Distribution Curve

Traffic Overview from Fri Oct 1 2021 to Fri Dec 31 2021

