

Newcastle Road Q3 2023

Traffic Overview from Sat Jul 1 2023 to Sun Oct 1 2023

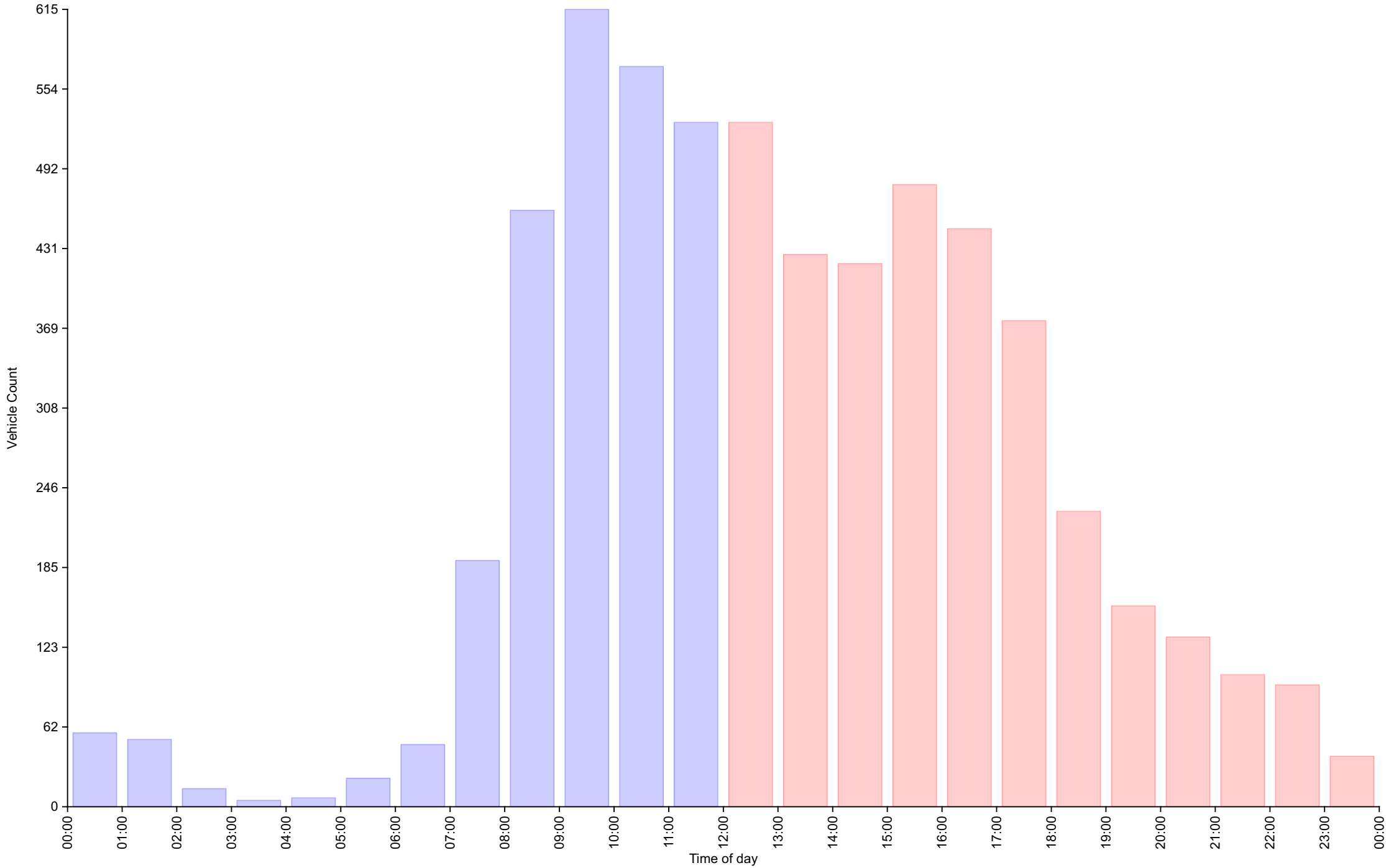
Vehicle Speed Classes (Mph)

	<15	15 20	20 25	25 30	30 35	35 40	40 45	45 50	50 55	55 60	60 65	65 70	>70	Total	85th Percentile
00:00	0	0	0	7	39	9	0	1	0	1	0	0	0	57	35.1
01:00	0	0	0	7	35	9	1	0	0	0	0	0	0	52	35.1
02:00	0	0	0	5	5	2	2	0	0	0	0	0	0	14	35.9
03:00	0	0	0	1	3	0	1	0	0	0	0	0	0	5	34.3
04:00	0	0	0	0	2	5	0	0	0	0	0	0	0	7	38.0
05:00	0	0	0	1	4	3	2	5	7	0	0	0	0	22	52.4
06:00	0	0	2	4	14	8	11	5	4	0	0	0	0	48	44.9
07:00	0	1	6	24	63	53	32	5	5	1	0	0	0	190	40.6
08:00	0	0	17	73	127	165	61	12	5	0	0	0	0	460	39.8
09:00	0	0	17	97	243	168	69	13	7	1	0	0	0	615	38.9
10:00	0	2	18	75	214	160	82	17	3	0	0	0	0	571	40.0
11:00	0	1	13	68	228	151	48	18	1	0	0	0	0	528	38.5
12:00	1	5	18	82	196	150	65	11	0	0	0	0	0	528	38.9
13:00	2	2	28	50	154	120	60	9	1	0	0	0	0	426	39.3
14:00	0	2	13	62	162	119	51	8	2	0	0	0	0	419	38.9
15:00	1	1	15	56	166	149	73	17	2	0	0	0	0	480	40.1
16:00	1	0	9	47	155	157	59	16	2	0	0	0	0	446	39.6
17:00	0	3	11	48	129	109	57	16	2	0	0	0	0	375	40.3
18:00	0	4	6	32	74	61	46	4	1	0	0	0	0	228	40.4
19:00	0	2	4	20	54	51	17	6	1	0	0	0	0	155	39.2
20:00	0	0	4	27	65	27	5	2	1	0	0	0	0	131	36.6
21:00	0	0	2	34	40	9	15	0	2	0	0	0	0	102	39.4
22:00	0	0	1	24	57	8	3	1	0	0	0	0	0	94	33.6
23:00	0	0	3	16	14	3	3	0	0	0	0	0	0	39	34.3
AM Total	0	4	73	362	977	733	309	76	32	3	0	0	0		
PM Total	5	19	114	498	1266	963	454	90	14	0	0	0	0		
Total	5	23	187	860	2243	1696	763	166	46	3	0	0	0		
Percent	0.08%	0.38%	3.12%	14.35%	37.43%	28.30%	12.73%	2.77%	0.77%	0.05%	0.00%	0.00%	0.00%		

Total Vehicles : 5992
 30th Percentile : 30.7 MPH
 50th Percentile : 33.4 MPH
 85th Percentile : 39.4 MPH
 95th Percentile : 42.8 MPH
 Average Speed : 34.2 MPH
 Highest Speed : 59.1 MPH

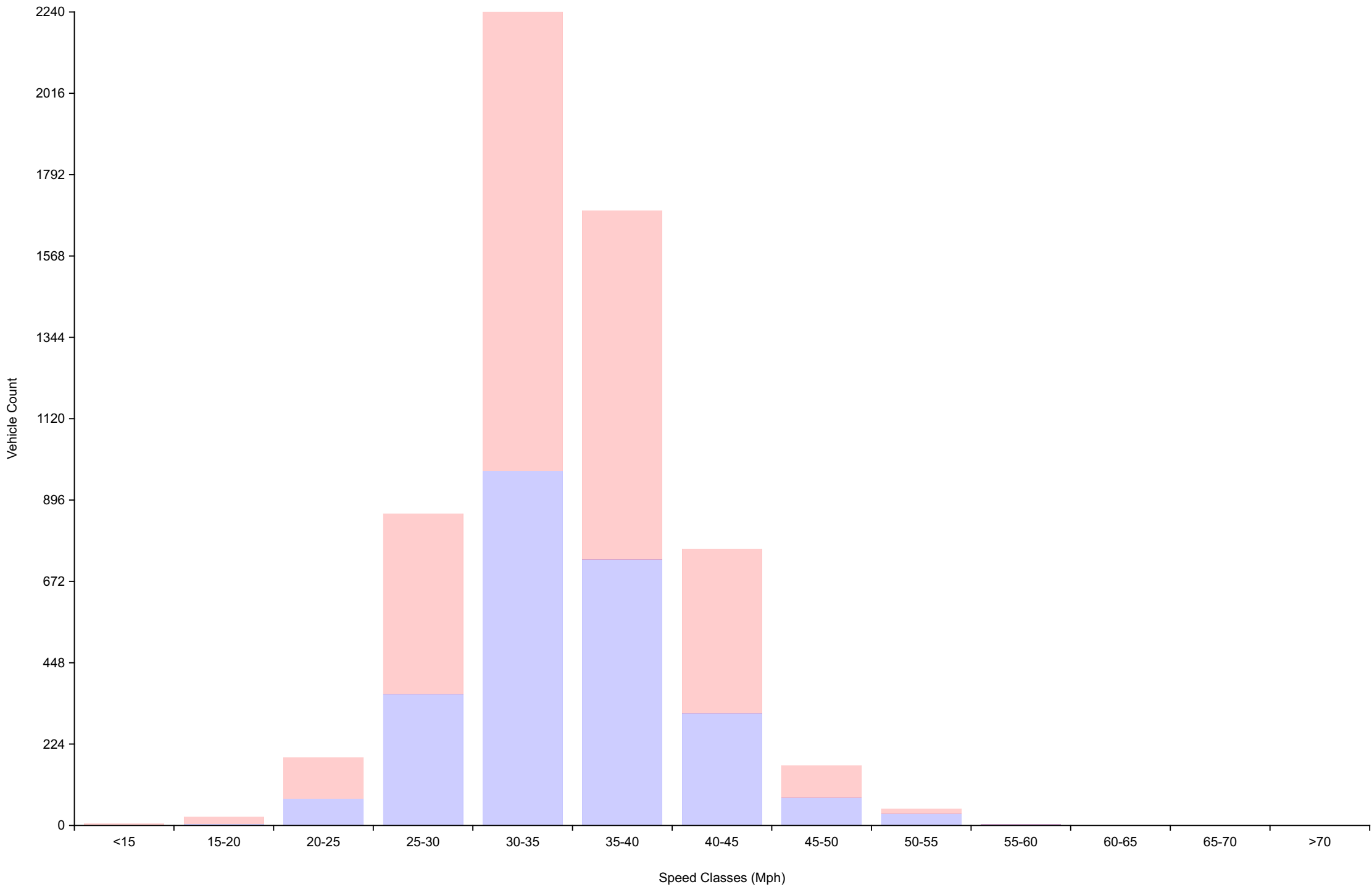
Vehicle Counts By Hour

Traffic Overview from Sat Jul 1 2023 to Sun Oct 1 2023
(60 Minute Resolution)



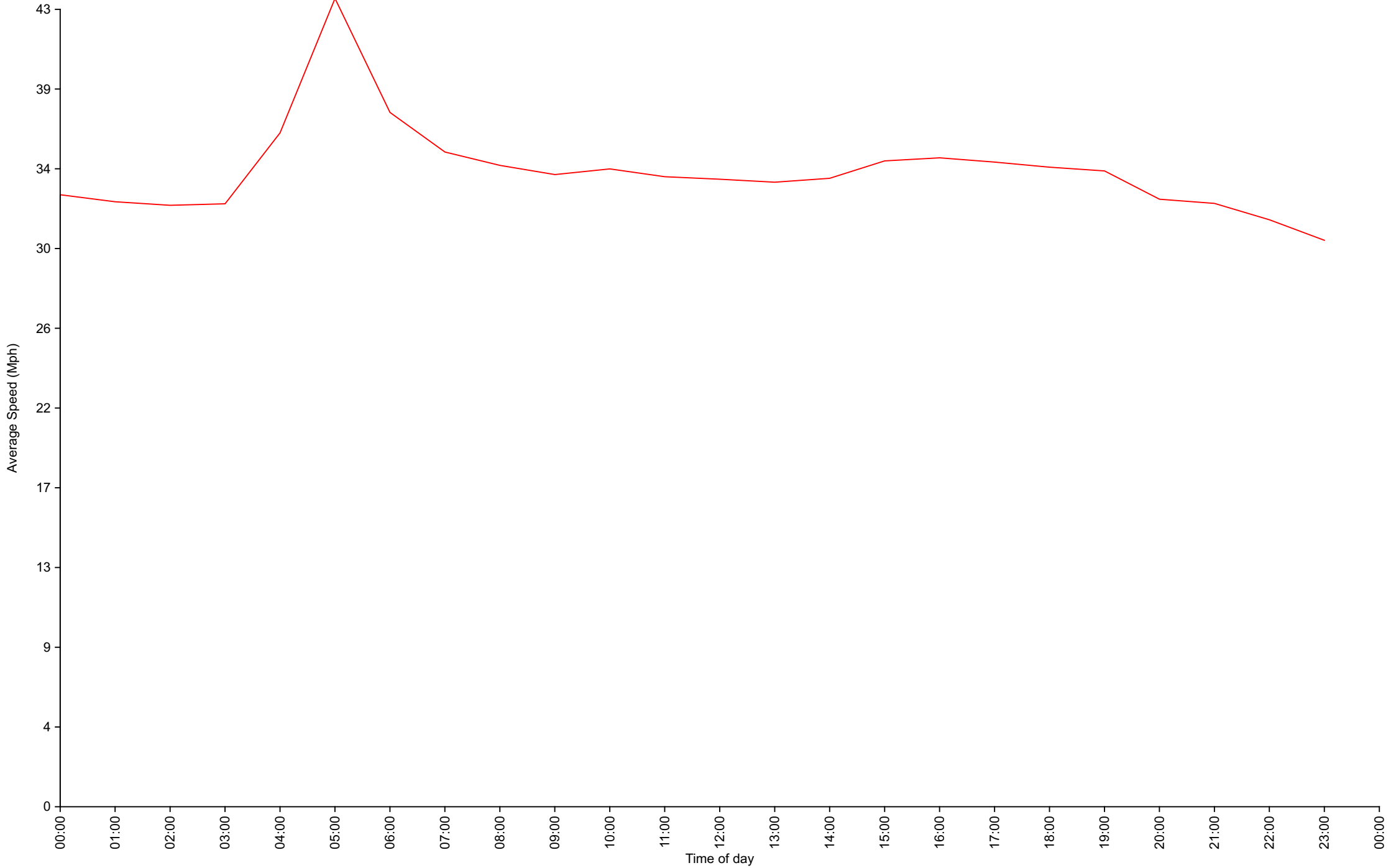
Vehicle Counts By Speed Class

Traffic Overview from Sat Jul 1 2023 to Sun Oct 1 2023



Average Speed By Hour

Traffic Overview from Sat Jul 1 2023 to Sun Oct 1 2023
(60 Minute Resolution)



Cumulative Speed Distribution Curve

Traffic Overview from Sat Jul 1 2023 to Sun Oct 1 2023

