

# Traffic Report

## Pipegate

### Traffic Overview from Sat Jan 1 2022 to Thu Mar 31 2022

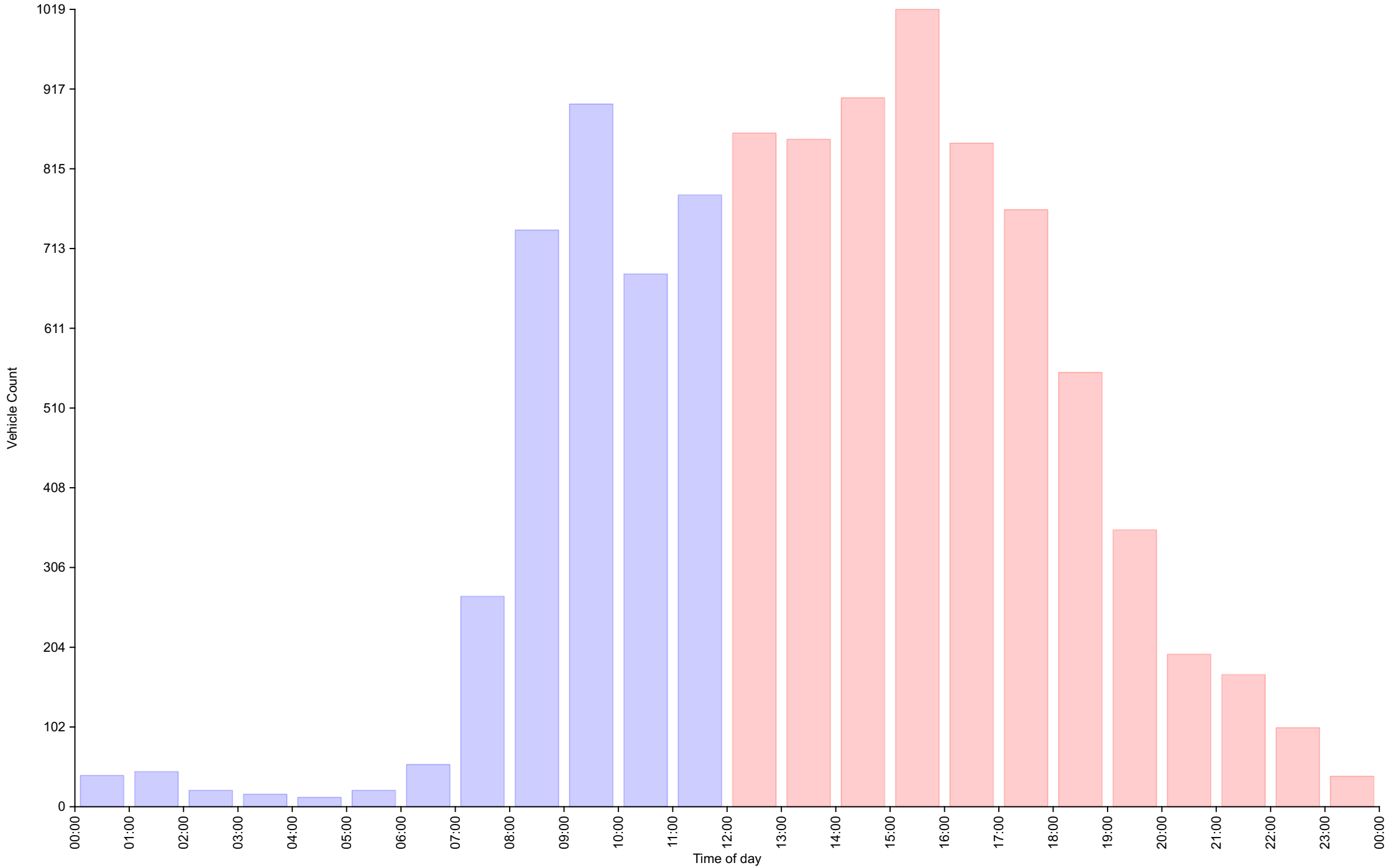
#### Vehicle Speed Classes (Mph)

	<15	15 20	20 25	25 30	30 35	35 40	40 45	45 50	50 55	55 60	60 65	65 70	>70	Total	85th Percentile
00:00	0	0	0	0	2	22	13	2	1	0	0	0	0	40	42.5
01:00	0	0	0	0	2	26	14	2	1	0	0	0	0	45	41.4
02:00	0	0	0	0	1	11	8	1	0	0	0	0	0	21	41.9
03:00	0	0	0	0	0	4	11	1	0	0	0	0	0	16	41.9
04:00	0	0	0	0	1	6	4	1	0	0	0	0	0	12	40.6
05:00	0	1	0	0	1	9	5	3	1	1	0	0	0	21	<b>46.7</b>
06:00	0	0	0	1	15	20	14	4	0	0	0	0	0	54	40.7
07:00	0	0	1	11	32	99	102	23	1	0	0	0	0	269	42.9
08:00	0	0	5	15	63	277	275	<b>86</b>	11	<b>4</b>	<b>1</b>	0	0	737	43.7
09:00	0	<b>2</b>	14	<b>25</b>	<b>125</b>	<b>318</b>	<b>351</b>	49	<b>14</b>	0	0	0	0	<b>898</b>	42.3
10:00	0	0	13	20	106	249	240	48	4	1	0	0	0	681	42.2
11:00	0	0	<b>22</b>	21	108	312	282	36	1	0	0	0	0	782	41.5
12:00	<b>1</b>	1	12	22	122	338	317	48	0	0	0	0	0	861	42.2
13:00	0	2	14	15	104	339	<b>337</b>	38	4	0	0	0	0	853	41.9
14:00	0	<b>4</b>	6	21	141	342	327	60	4	1	0	0	0	906	42.3
15:00	0	2	<b>20</b>	<b>42</b>	<b>144</b>	<b>436</b>	315	55	5	0	0	0	0	<b>1019</b>	41.7
16:00	0	1	15	22	111	332	299	62	5	1	0	0	0	848	42.4
17:00	1	2	8	16	77	261	308	<b>75</b>	<b>13</b>	<b>2</b>	0	0	0	763	43.4
18:00	0	0	5	20	72	209	196	51	2	0	0	0	0	555	42.7
19:00	0	1	2	16	55	130	111	34	4	1	0	0	0	354	43.0
20:00	0	0	0	5	32	84	54	17	3	0	0	0	0	195	43.1
21:00	0	0	2	3	18	62	60	17	4	2	<b>1</b>	0	0	169	43.8
22:00	0	0	0	1	9	39	37	12	3	0	0	0	0	101	44.0
23:00	0	0	0	0	5	14	11	4	3	2	0	0	0	39	<b>48.1</b>
AM Total	0	3	55	93	456	<b>1353</b>	1319	256	34	6	1	0	0		
PM Total	2	13	84	183	890	<b>2586</b>	2372	473	50	9	1	0	0		
Total	2	16	139	276	1346	<b>3939</b>	3691	729	84	15	2	0	0		
Percent	0.02%	0.16%	1.36%	2.70%	13.15%	<b>38.47%</b>	36.05%	7.12%	0.82%	0.15%	0.02%	0.00%	0.00%		

Total Vehicles : 10239  
 30th Percentile : 36.2 MPH  
 50th Percentile : 38.4 MPH  
 85th Percentile : 42.4 MPH  
 95th Percentile : 45.2 MPH  
 Average Speed : 38.5 MPH  
 Highest Speed : 60.3 MPH  
 Total Over Speed Limit : 44.2 % (4521 / 10239)

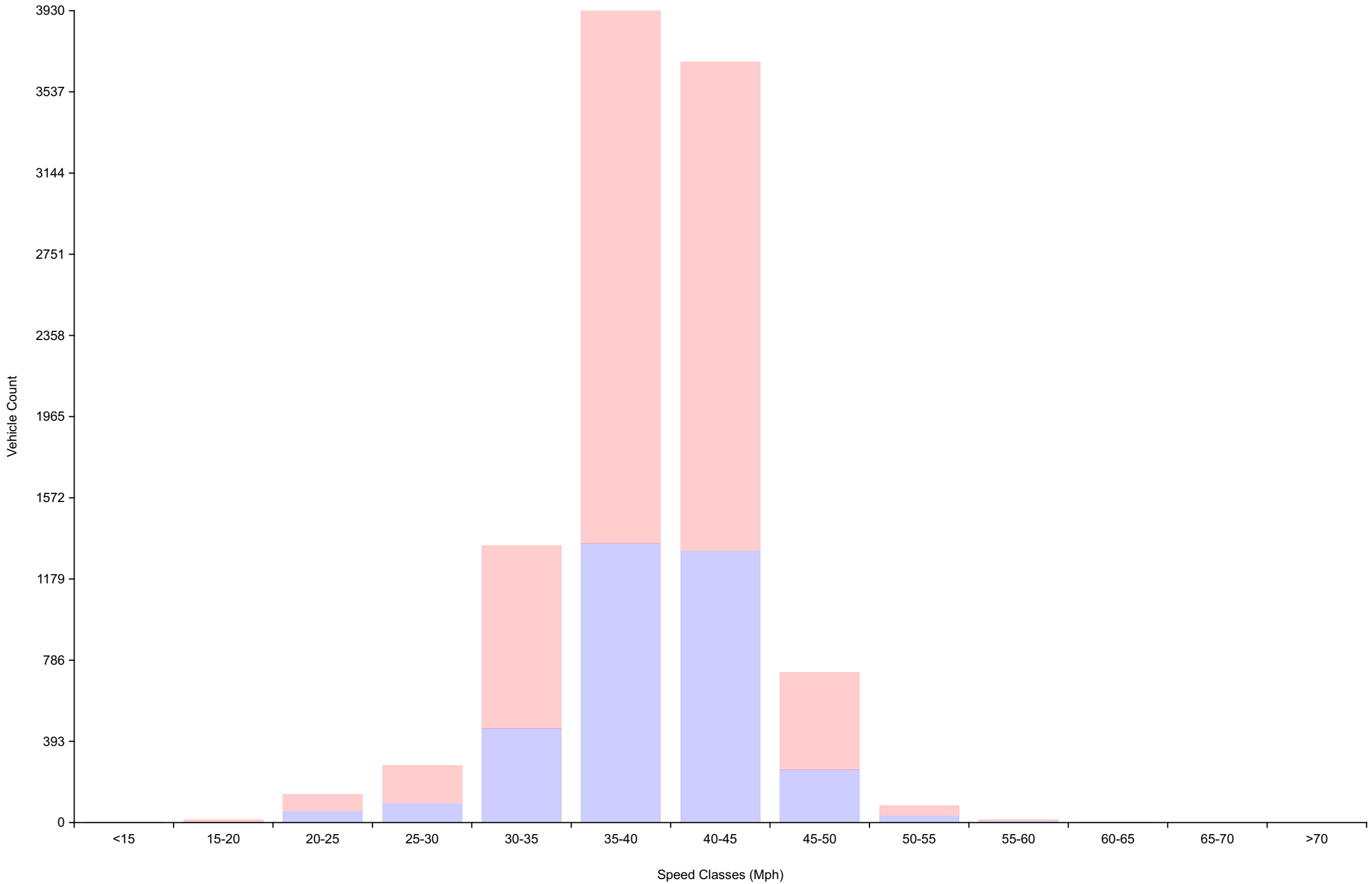
# Vehicle Counts By Hour

Traffic Overview from Sat Jan 1 2022 to Thu Mar 31 2022  
(60 Minute Resolution)



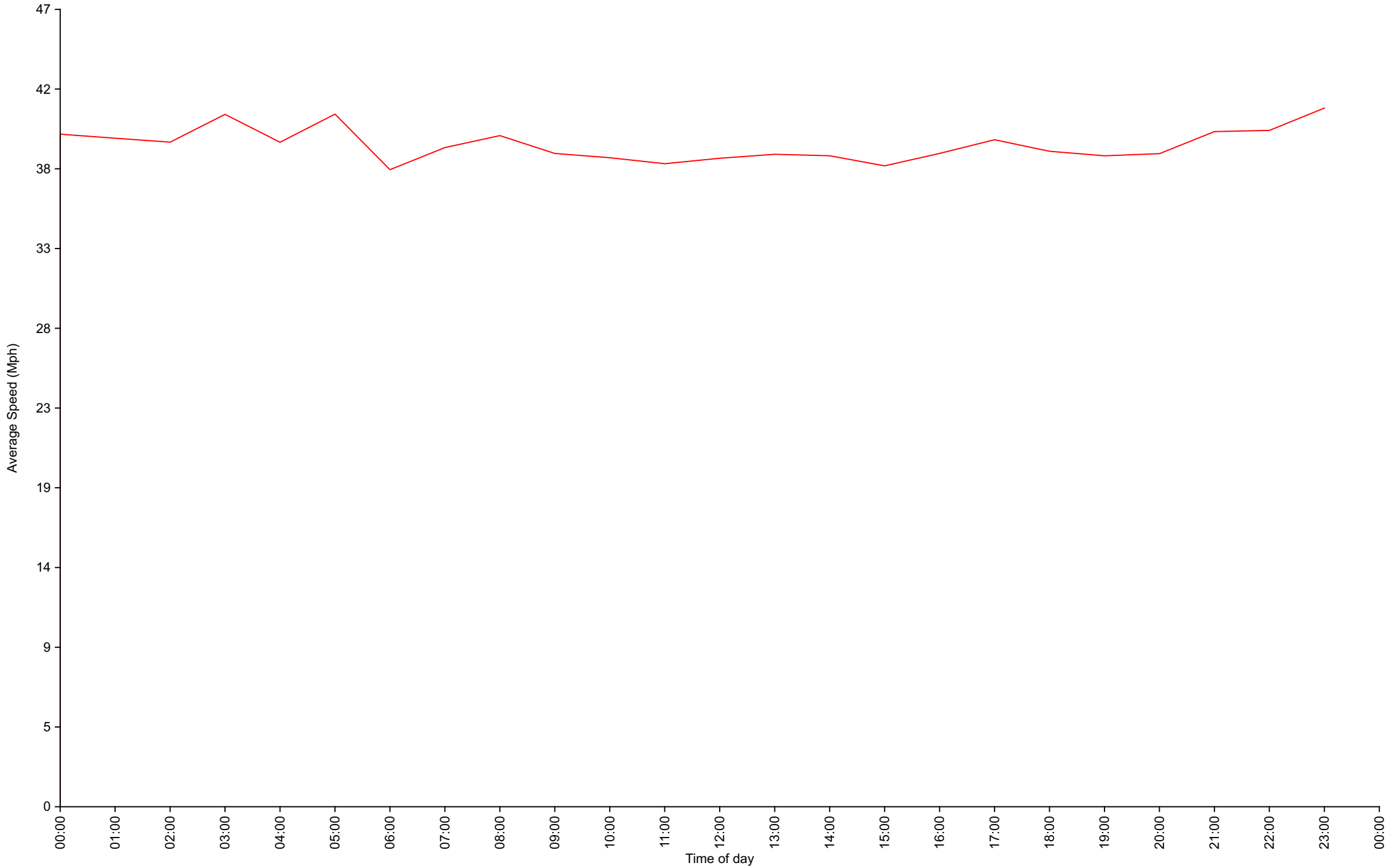
# Vehicle Counts By Speed Class

Traffic Overview from Sat Jan 1 2022 to Thu Mar 31 2022



# Average Speed By Hour

Traffic Overview from Sat Jan 1 2022 to Thu Mar 31 2022  
(60 Minute Resolution)



# Cumulative Speed Distribution Curve

Traffic Overview from Sat Jan 1 2022 to Thu Mar 31 2022

