

Traffic Report - Newcastle Road Q3

Traffic Overview from Thu Jul 1 2021 to Thu Sep 30 2021

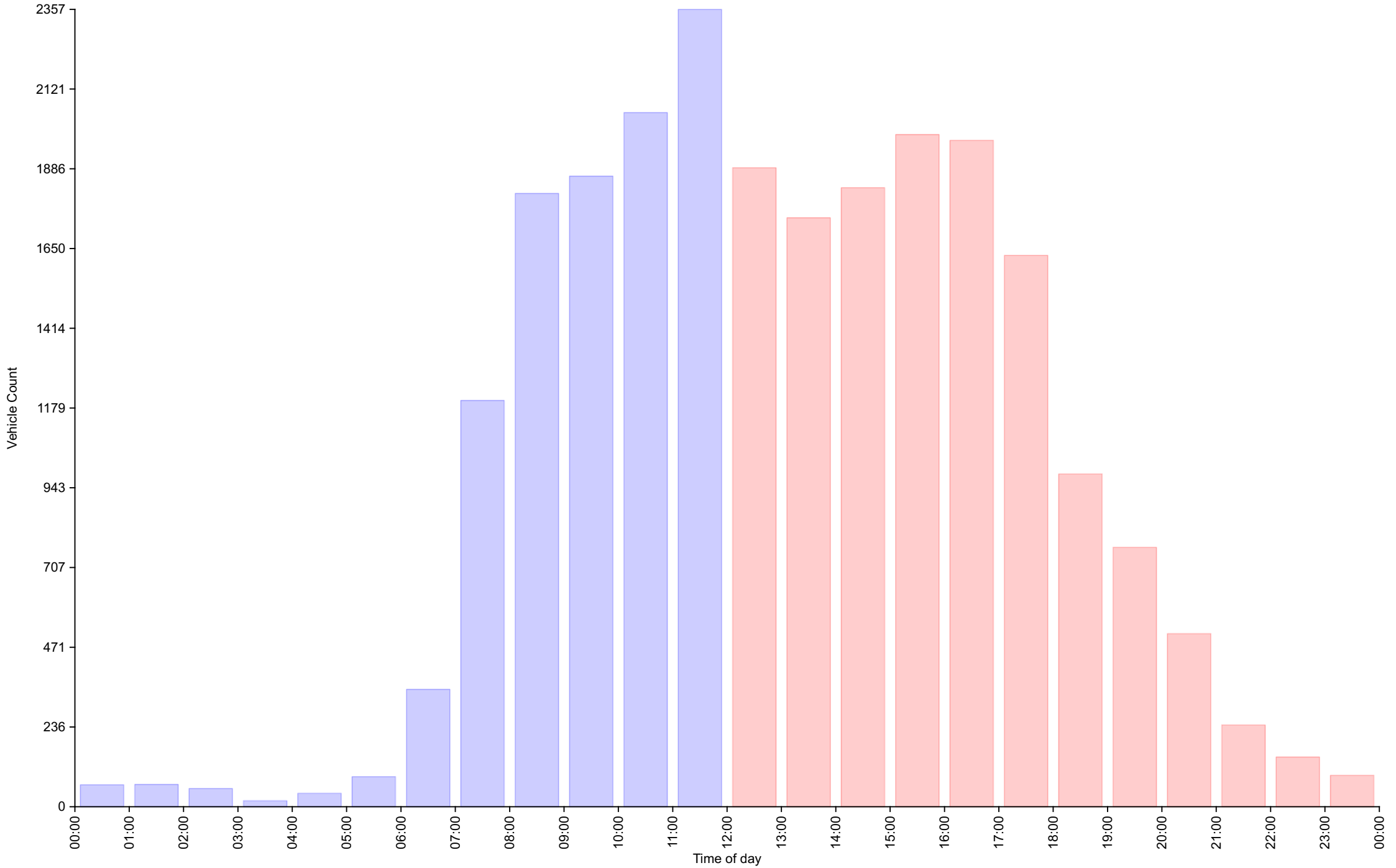
Vehicle Speed Classes (Mph)

	<15	15 20	20 25	25 30	30 35	35 40	40 45	45 50	50 55	55 60	60 65	65 70	>70	Total	85th Percentile
00:00	0	0	1	10	8	32	8	4	2	0	0	0	0	65	40.8
01:00	0	0	0	12	21	11	8	9	4	1	0	0	0	66	45.4
02:00	0	0	0	9	31	7	4	3	0	0	0	0	0	54	37.4
03:00	0	0	0	1	5	1	3	5	2	1	0	0	0	18	49.3
04:00	0	0	0	0	2	6	4	8	17	3	0	0	0	40	51.0
05:00	0	0	2	8	11	9	14	18	16	11	0	0	0	89	51.4
06:00	0	2	8	27	71	75	64	43	23	26	7	1	0	347	49.5
07:00	0	3	6	62	273	420	310	91	24	9	3	0	0	1201	42.8
08:00	0	2	20	181	498	626	360	94	27	2	3	0	0	1813	41.7
09:00	0	4	21	215	594	600	321	90	17	2	0	0	0	1864	40.8
10:00	2	7	27	278	743	616	283	76	18	2	0	0	0	2052	40.1
11:00	0	5	17	300	925	764	270	58	18	0	0	0	0	2357	38.9
12:00	0	8	17	248	717	581	236	66	12	4	0	0	0	1889	39.6
13:00	2	8	36	192	606	556	251	65	19	4	2	0	0	1741	40.2
14:00	0	7	20	212	661	576	263	74	12	4	1	0	0	1830	40.2
15:00	0	12	22	238	703	627	281	81	19	3	1	0	0	1987	40.2
16:00	0	5	27	181	548	662	381	136	25	5	0	0	0	1970	41.8
17:00	0	7	26	149	490	556	302	75	20	5	0	0	0	1630	40.9
18:00	1	2	24	79	262	291	215	96	10	3	1	0	0	984	42.7
19:00	0	2	14	95	239	224	117	54	18	2	2	0	0	767	42.0
20:00	0	3	9	80	137	128	101	45	7	2	0	0	0	512	42.8
21:00	0	1	8	50	53	46	51	23	9	0	1	0	0	242	43.3
22:00	0	0	4	15	38	43	27	16	4	0	0	0	0	147	43.3
23:00	0	0	4	6	22	20	22	15	3	1	0	0	0	93	45.6
AM Total	2	23	102	1103	3182	3167	1649	499	168	57	13	1	0		
PM Total	3	55	211	1545	4476	4310	2247	746	158	33	8	0	0		
Total	5	78	313	2648	7658	7477	3896	1245	326	90	21	1	0		
Percent	0.02%	0.33%	1.32%	11.15%	32.23%	31.47%	16.40%	5.24%	1.37%	0.38%	0.09%	0.00%	0.00%		

Total Vehicles : 23758
 30th Percentile : 32.0 MPH
 50th Percentile : 35.0 MPH
 85th Percentile : 40.9 MPH
 95th Percentile : 45.3 MPH
 Average Speed : 35.8 MPH
 Highest Speed : 66.7 MPH

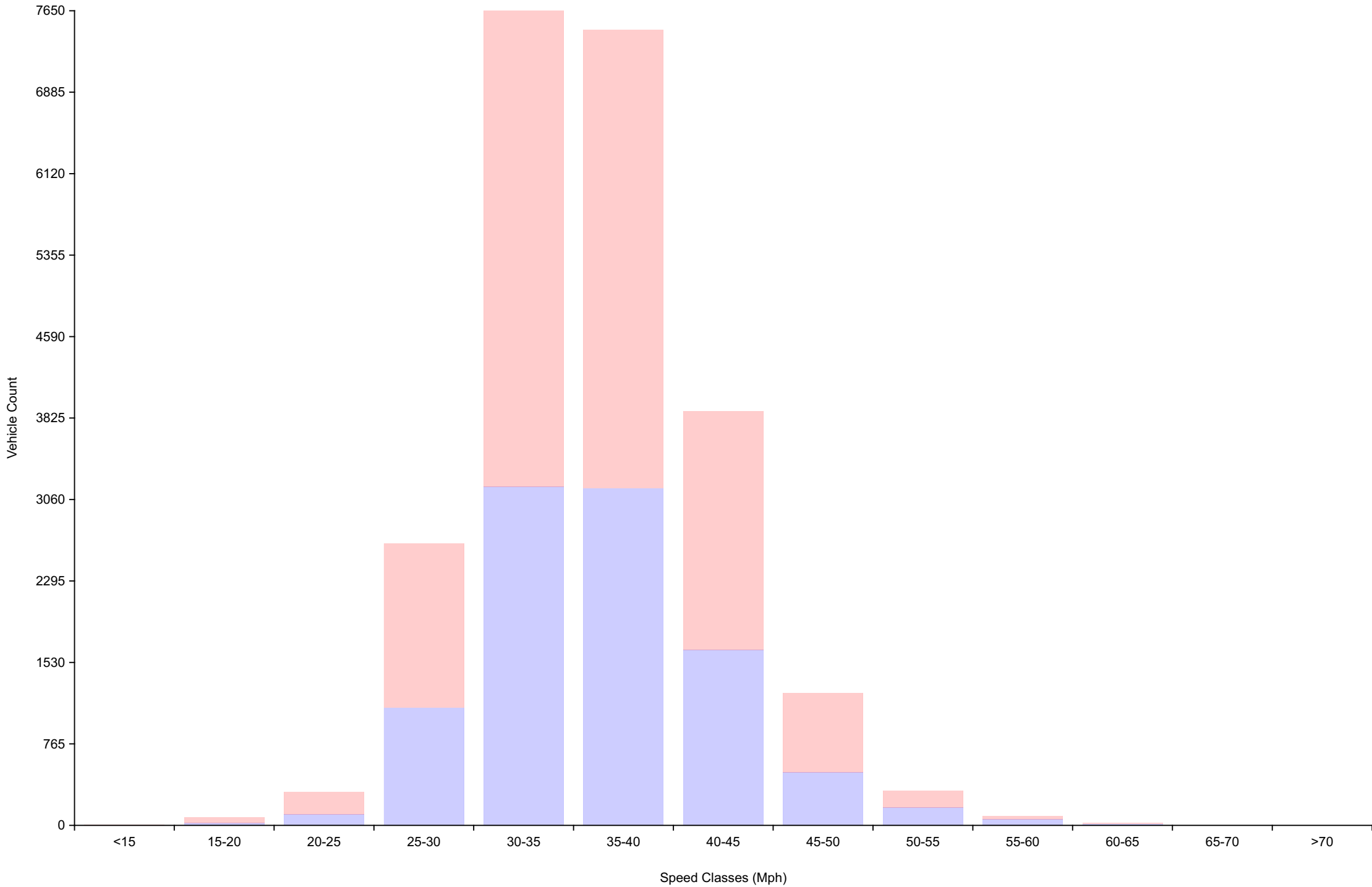
Vehicle Counts By Hour

Traffic Overview from Thu Jul 1 2021 to Thu Sep 30 2021
(60 Minute Resolution)



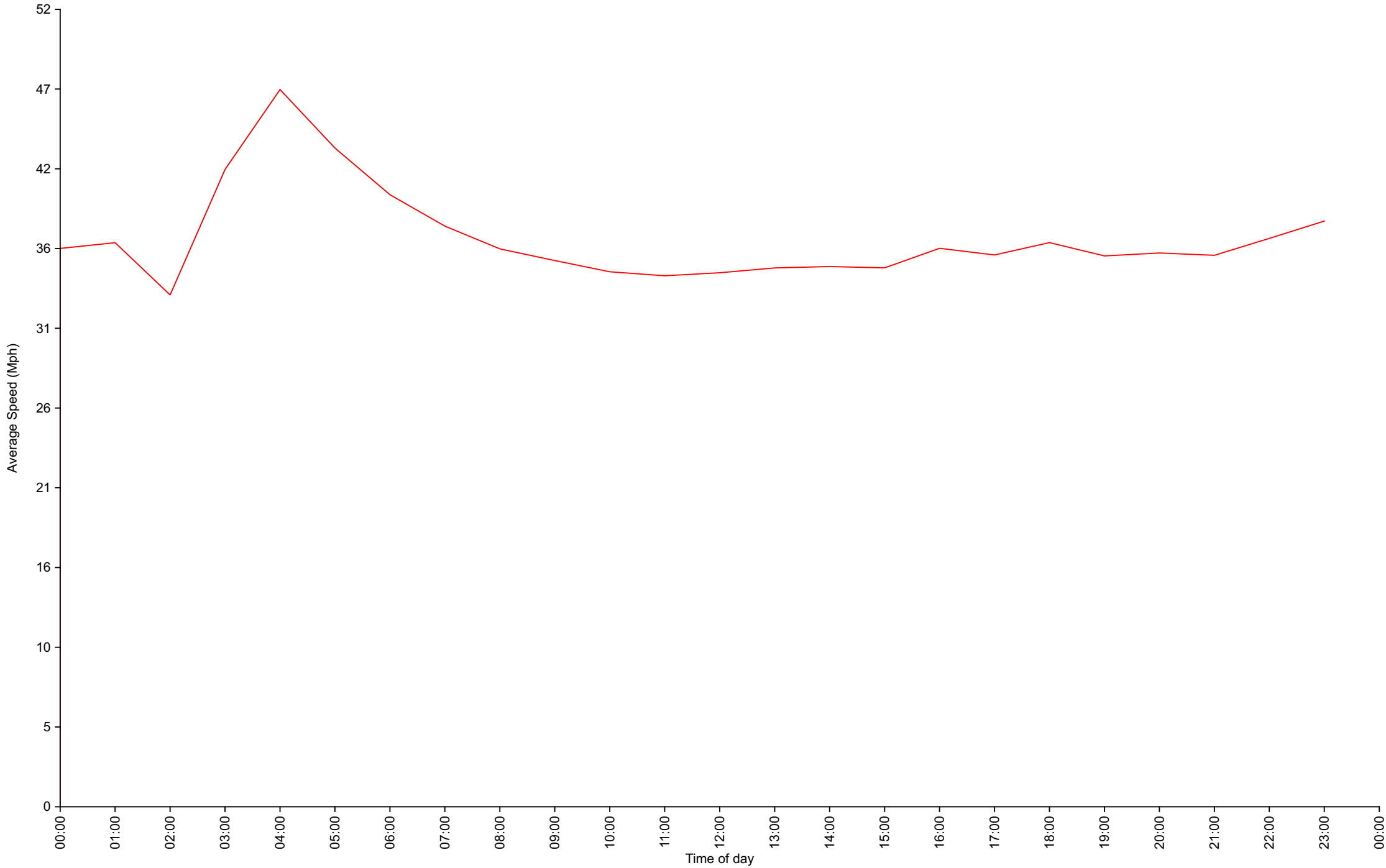
Vehicle Counts By Speed Class

Traffic Overview from Thu Jul 1 2021 to Thu Sep 30 2021



Average Speed By Hour

Traffic Overview from Thu Jul 1 2021 to Thu Sep 30 2021
(60 Minute Resolution)



Cumulative Speed Distribution Curve

Traffic Overview from Thu Jul 1 2021 to Thu Sep 30 2021

