

Traffic Report - Pipegate

Traffic Overview from Sun Oct 1 2023 to Sun Dec 31 2023

Vehicle Speed Classes (Mph)

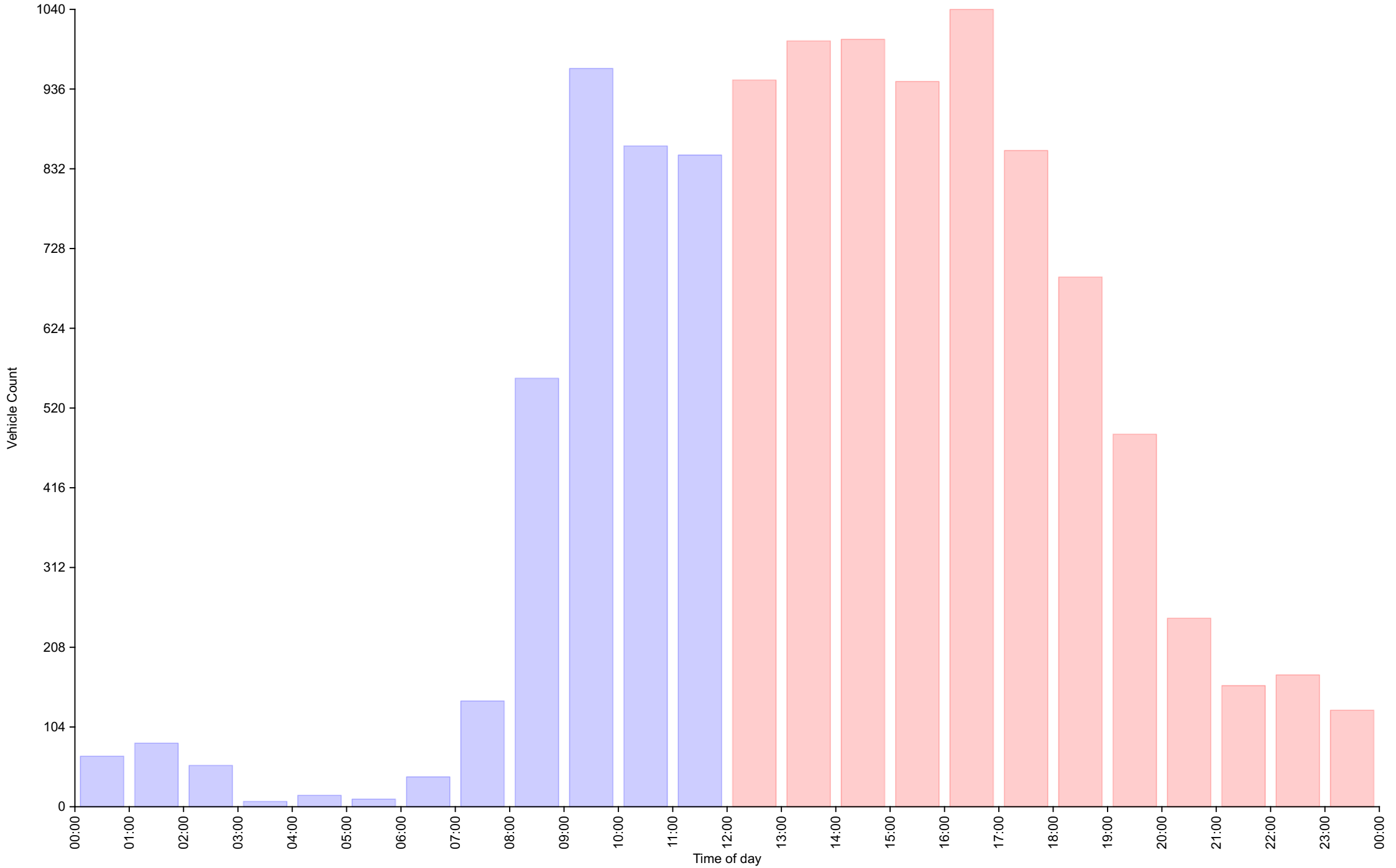
	<15	15 20	20 25	25 30	30 35	35 40	40 45	45 50	50 55	55 60	60 65	65 70	>70	Total	85th Percentile
00:00	0	0	0	4	7	22	24	7	2	0	0	0	0	66	43.8
01:00	0	0	0	1	11	23	32	13	3	0	0	0	0	83	44.9
02:00	0	0	0	3	23	7	12	7	2	0	0	0	0	54	44.2
03:00	0	0	0	0	1	4	2	0	0	0	0	0	0	7	40.9
04:00	0	0	0	0	3	1	2	6	3	0	0	0	0	15	49.8
05:00	0	0	0	0	0	4	4	1	0	0	1	0	0	10	44.5
06:00	0	0	1	0	5	11	18	4	0	0	0	0	0	39	42.8
07:00	0	0	1	1	15	53	45	18	5	0	0	0	0	138	44.5
08:00	0	0	1	13	56	210	209	57	12	1	0	0	0	559	43.5
09:00	0	2	6	25	118	313	400	98	1	0	0	0	0	963	43.0
10:00	0	0	3	26	115	333	315	64	6	0	0	0	0	862	42.4
11:00	0	5	6	34	136	343	281	39	5	1	0	0	0	850	41.8
12:00	0	2	15	38	154	366	322	46	5	0	0	0	0	948	41.7
13:00	0	5	14	45	133	399	348	52	3	0	0	0	0	999	41.8
14:00	0	3	13	36	130	366	385	59	8	1	0	0	0	1001	42.3
15:00	2	2	11	39	136	363	324	60	9	0	0	0	0	946	42.1
16:00	0	4	11	29	124	386	402	78	5	1	0	0	0	1040	42.5
17:00	0	3	3	32	115	344	284	69	6	0	0	0	0	856	42.6
18:00	0	0	7	15	101	264	227	65	11	1	0	0	0	691	43.1
19:00	0	0	2	16	85	192	148	37	5	1	0	0	0	486	42.6
20:00	0	0	3	21	48	94	63	15	1	1	0	0	0	246	41.8
21:00	0	0	2	7	49	41	41	12	4	2	0	0	0	158	42.8
22:00	0	0	1	10	26	75	45	10	4	1	0	0	0	172	42.3
23:00	0	0	0	4	23	66	29	4	0	0	0	0	0	126	40.8
AM Total	0	7	18	107	490	1324	1344	314	39	2	1	0	0		
PM Total	2	19	82	292	1124	2956	2618	507	61	8	0	0	0		
Total	2	26	100	399	1614	4280	3962	821	100	10	1	0	0		
Percent	0.02%	0.23%	0.88%	3.53%	14.26%	37.83%	35.02%	7.26%	0.88%	0.09%	0.01%	0.00%	0.00%		

Time of day

Total Vehicles : 11315
 30th Percentile : 35.9 MPH
 50th Percentile : 38.3 MPH
 85th Percentile : 42.5 MPH
 95th Percentile : 45.1 MPH
 Average Speed : 38.4 MPH
 Highest Speed : 62.5 MPH
 Total Over Speed Limit : 43.3 % (4894 / 11315)

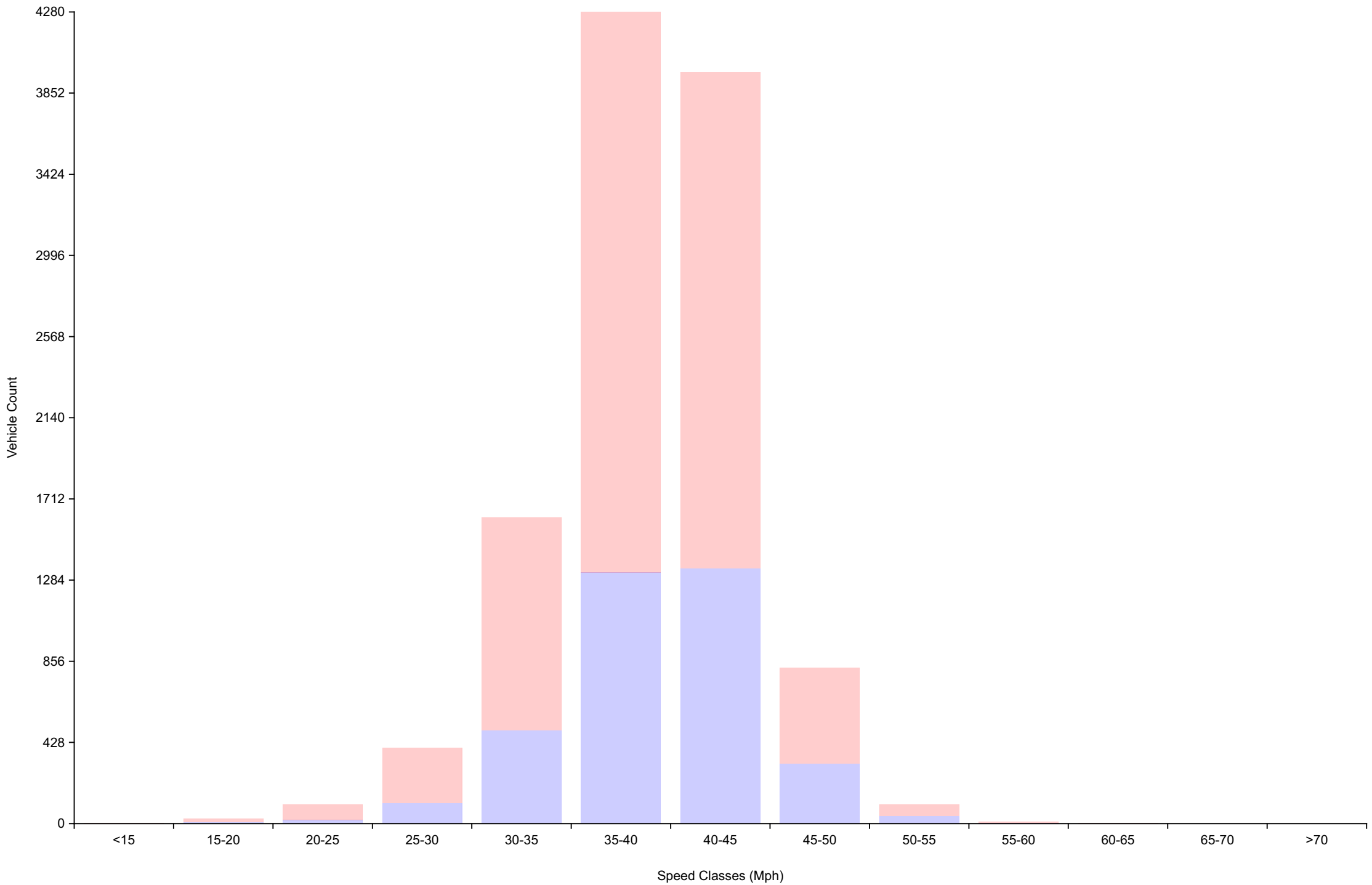
Vehicle Counts By Hour

Traffic Overview from Sun Oct 1 2023 to Sun Dec 31 2023
(60 Minute Resolution)



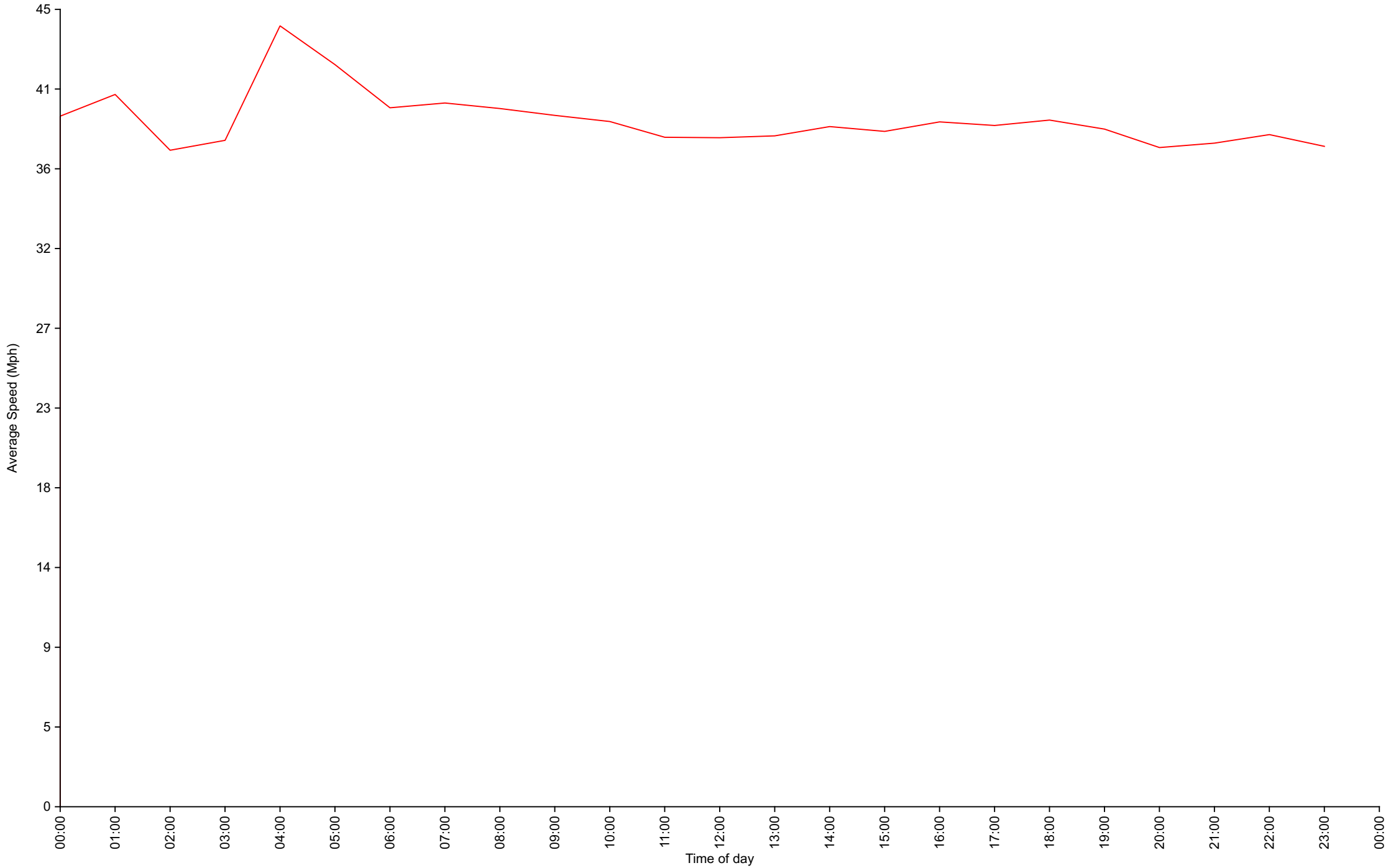
Vehicle Counts By Speed Class

Traffic Overview from Sun Oct 1 2023 to Sun Dec 31 2023



Average Speed By Hour

Traffic Overview from Sun Oct 1 2023 to Sun Dec 31 2023
(60 Minute Resolution)



Cumulative Speed Distribution Curve

Traffic Overview from Sun Oct 1 2023 to Sun Dec 31 2023

