

Pipegate 2022 Q3 Traffic Report

Traffic Overview from Fri Jul 1 2022 to Fri Sep 30 2022

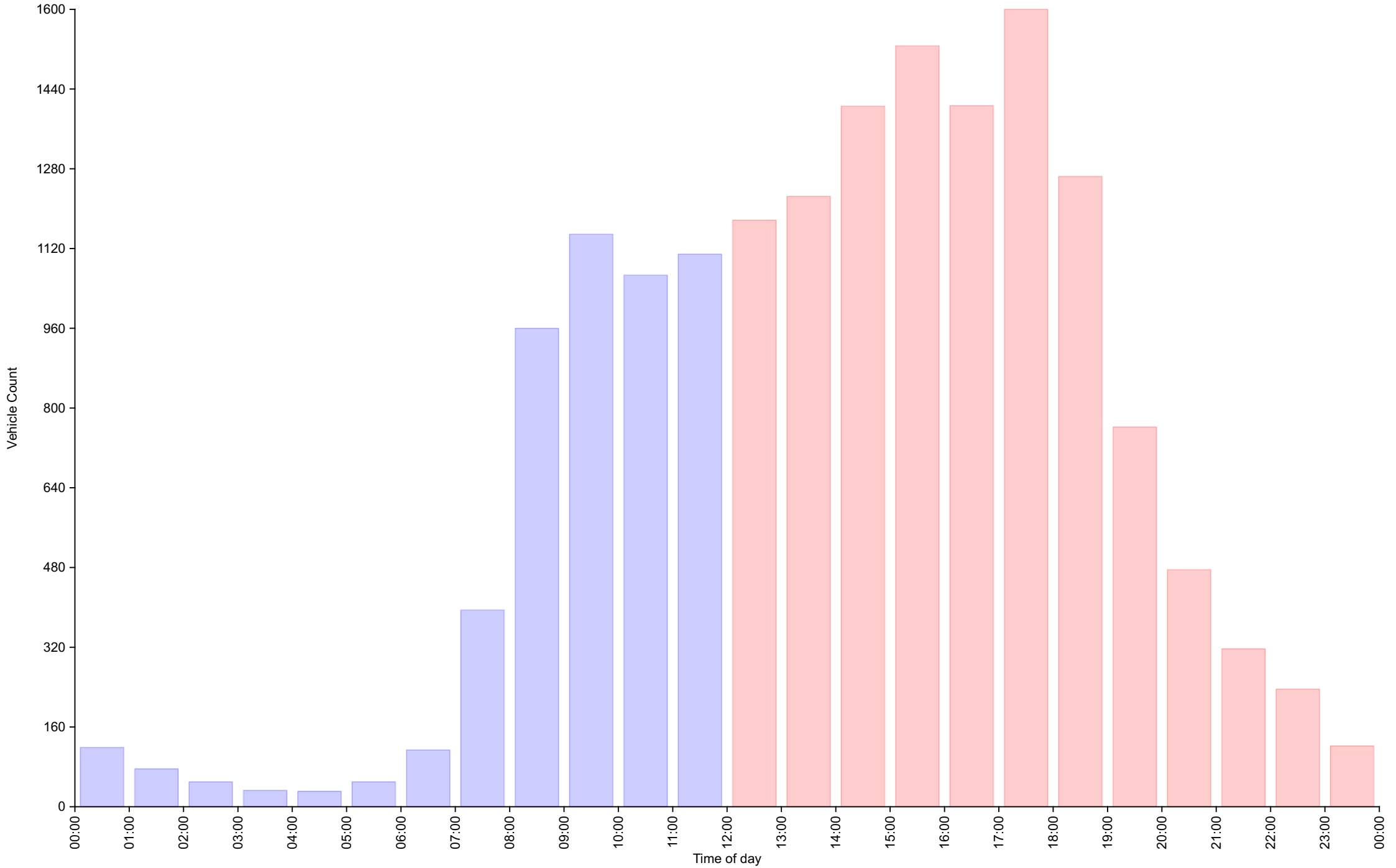
Vehicle Speed Classes (Mph)

	<15	15 20	20 25	25 30	30 35	35 40	40 45	45 50	50 55	55 60	60 65	65 70	>70	Total	85th Percentile
00:00	0	0	1	6	16	43	39	12	1	1	0	0	0	119	43.0
01:00	0	0	1	1	10	32	21	11	0	0	0	0	0	76	43.8
02:00	0	0	0	2	6	22	17	3	0	0	0	0	0	50	41.8
03:00	0	0	0	1	4	13	14	1	0	0	0	0	0	33	41.5
04:00	0	0	0	0	2	4	10	8	7	0	0	0	0	31	50.3
05:00	0	0	0	0	8	20	15	4	2	1	0	0	0	50	43.9
06:00	0	0	1	0	7	43	51	11	1	0	0	0	0	114	43.3
07:00	0	0	4	3	18	108	156	74	23	9	0	0	0	395	47.0
08:00	0	0	5	20	52	262	441	155	24	1	0	0	0	960	44.8
09:00	0	1	12	25	106	390	453	149	11	2	0	0	0	1149	43.8
10:00	0	2	5	35	104	393	433	87	8	0	0	0	0	1067	42.8
11:00	0	1	18	35	160	399	427	60	6	3	0	0	0	1109	42.4
12:00	0	3	9	27	135	444	482	70	6	1	0	0	0	1177	42.2
13:00	0	1	20	39	132	464	483	76	10	0	0	0	0	1225	42.4
14:00	0	2	14	37	190	560	498	92	11	2	0	0	0	1406	42.3
15:00	0	1	18	48	163	589	587	110	10	1	0	0	0	1527	42.7
16:00	0	2	15	43	147	490	562	129	16	2	1	0	0	1407	43.1
17:00	0	3	14	54	180	507	678	139	24	0	1	0	0	1600	43.2
18:00	0	3	5	30	111	378	570	151	15	2	0	0	0	1265	43.7
19:00	0	0	8	22	95	195	327	101	13	0	1	0	0	762	44.0
20:00	1	1	9	20	67	117	174	69	17	1	0	0	0	476	44.7
21:00	0	2	4	15	46	89	116	28	13	3	1	0	0	317	43.9
22:00	0	0	1	7	28	81	101	15	1	2	0	0	0	236	43.0
23:00	0	0	0	3	20	46	39	11	3	0	0	0	0	122	43.4
AM Total	0	4	47	128	493	1729	2077	575	83	17	0	0	0		
PM Total	1	18	117	345	1314	3960	4617	991	139	14	4	0	0		
Total	1	22	164	473	1807	5689	6694	1566	222	31	4	0	0		
Percent	0.01%	0.13%	0.98%	2.84%	10.84%	34.12%	40.15%	9.39%	1.33%	0.19%	0.02%	0.00%	0.00%		

Total Vehicles : 16673
 30th Percentile : 36.9 MPH
 50th Percentile : 39.1 MPH
 85th Percentile : 43.2 MPH
 95th Percentile : 45.9 MPH
 Average Speed : 39.2 MPH
 Highest Speed : 62.4 MPH

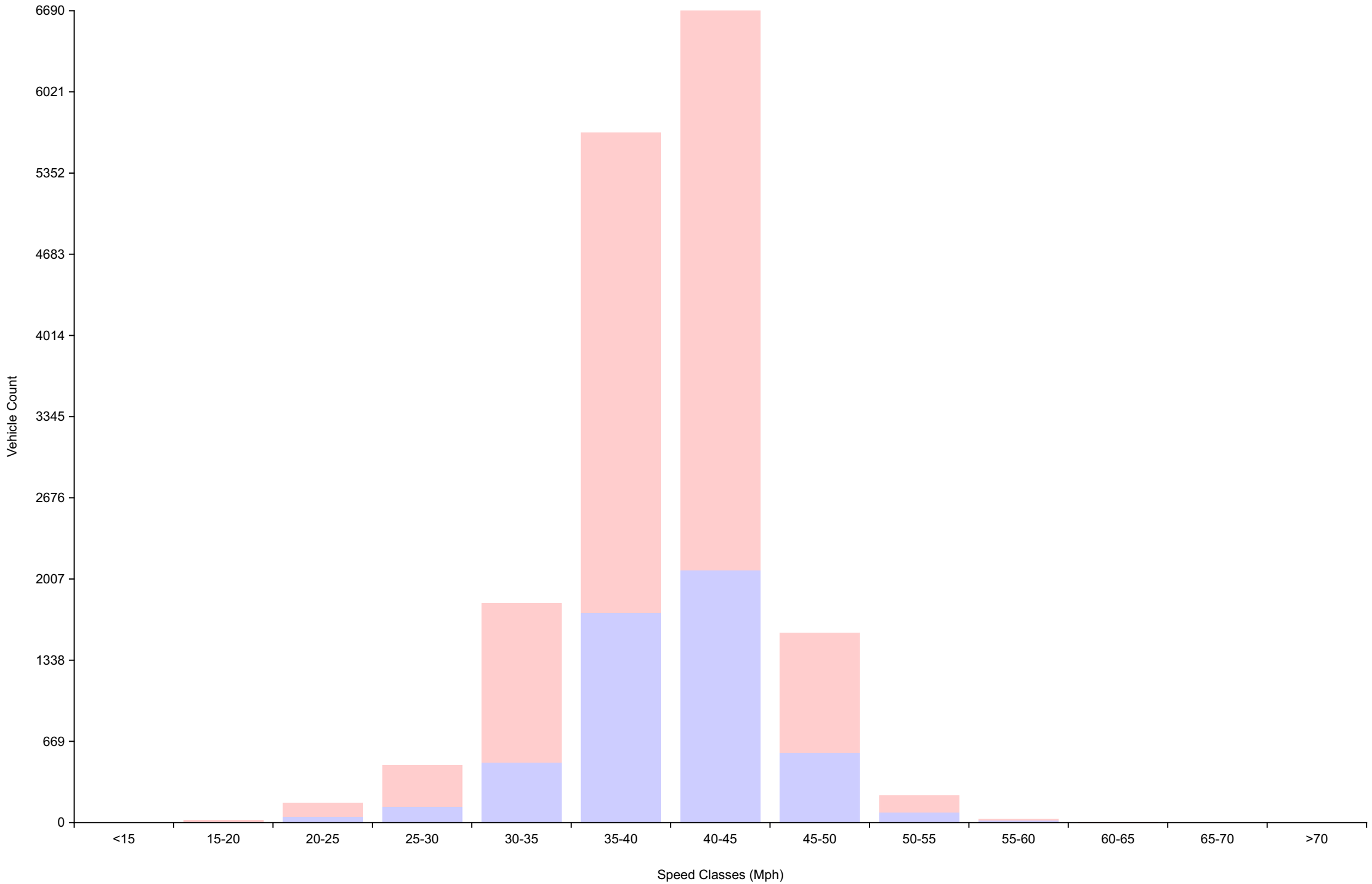
Vehicle Counts By Hour

Traffic Overview from Fri Jul 1 2022 to Fri Sep 30 2022
(60 Minute Resolution)



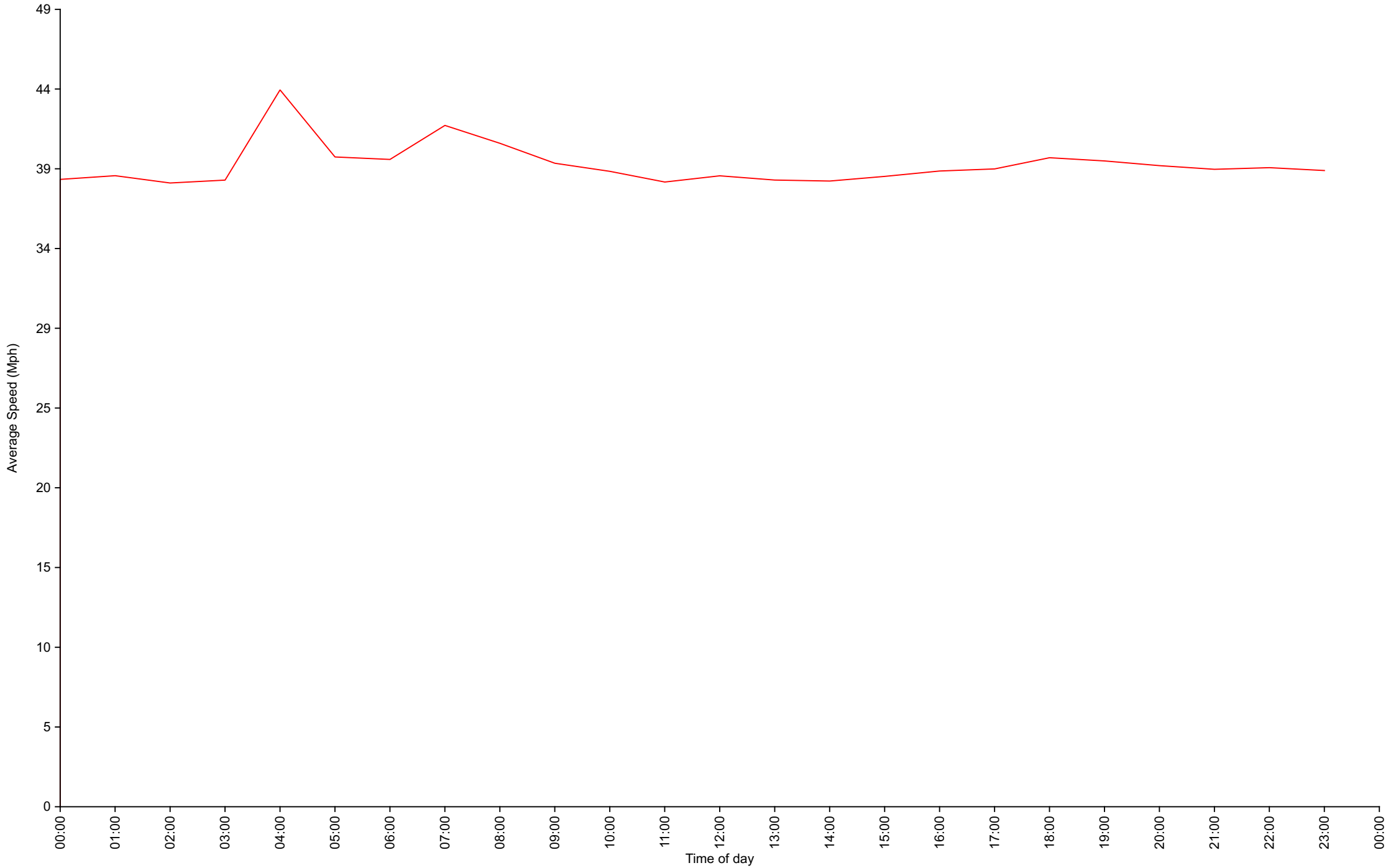
Vehicle Counts By Speed Class

Traffic Overview from Fri Jul 1 2022 to Fri Sep 30 2022



Average Speed By Hour

Traffic Overview from Fri Jul 1 2022 to Fri Sep 30 2022
(60 Minute Resolution)



Cumulative Speed Distribution Curve

Traffic Overview from Fri Jul 1 2022 to Fri Sep 30 2022

