

Traffic Report

Pipegate Q2 2022

Traffic Overview from Fri Apr 1 2022 to Thu Jun 30 2022

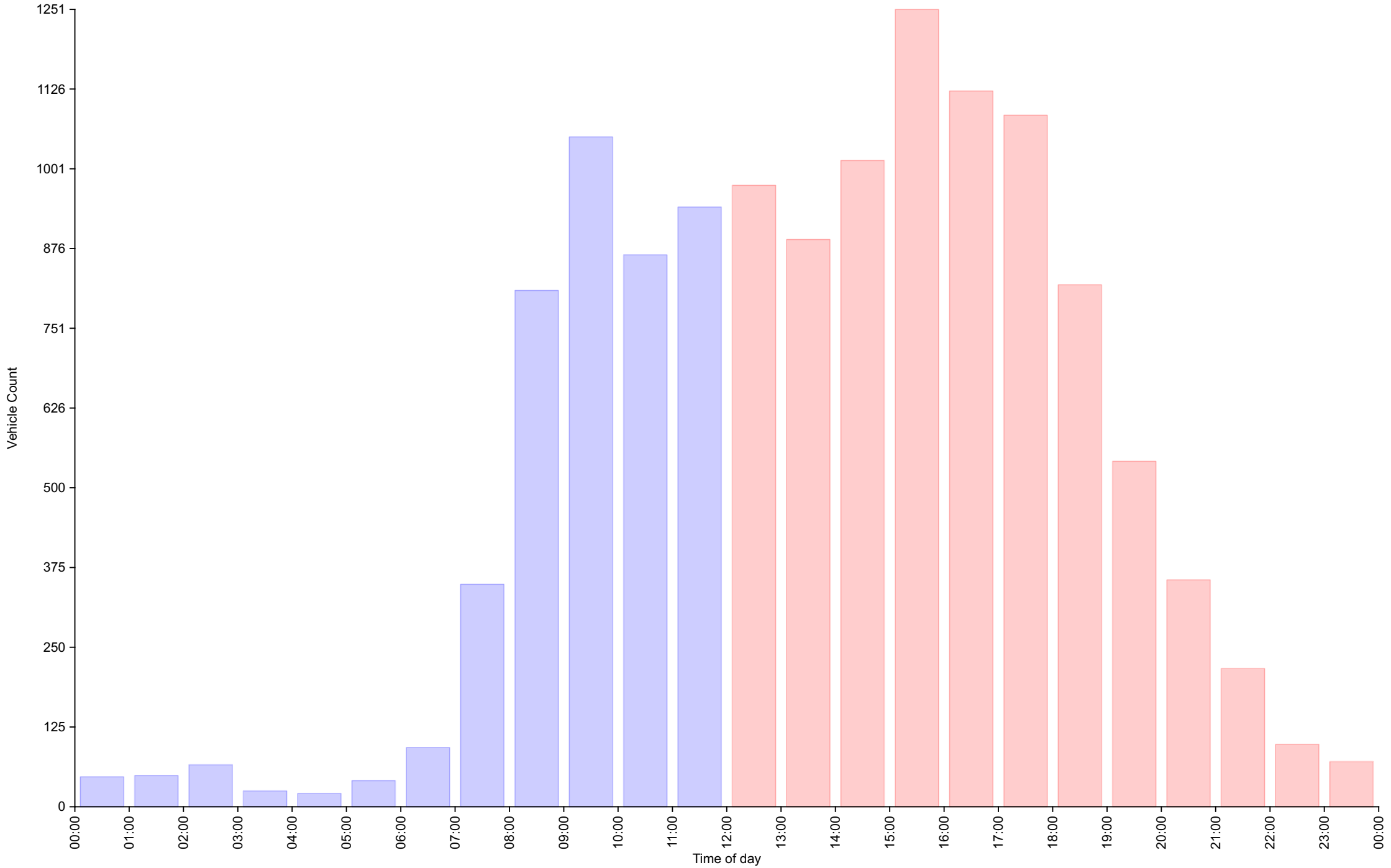
Vehicle Speed Classes (Mph)

	<15	15 20	20 25	25 30	30 35	35 40	40 45	45 50	50 55	55 60	60 65	65 70	>70	Total	85th Percentile
00:00	0	0	1	1	14	14	14	2	1	0	0	0	0	47	40.5
01:00	0	0	0	3	15	11	18	1	0	0	1	0	0	49	41.9
02:00	0	0	0	2	19	34	7	3	0	0	0	1	0	66	40.0
03:00	0	0	0	2	7	9	4	2	1	0	0	0	0	25	42.2
04:00	0	0	0	2	6	5	4	4	0	0	0	0	0	21	44.5
05:00	0	0	0	1	11	14	6	6	1	2	0	0	0	41	44.9
06:00	0	0	0	6	16	36	25	8	1	1	0	0	0	93	42.0
07:00	0	0	2	6	27	106	160	40	7	1	0	0	0	349	43.8
08:00	0	1	12	19	57	266	314	120	19	2	0	0	0	810	44.4
09:00	0	5	11	34	101	371	422	102	5	0	0	0	0	1051	42.9
10:00	0	0	7	27	103	301	341	81	6	0	0	0	0	866	42.9
11:00	0	1	17	41	136	343	350	48	3	1	1	0	0	941	42.2
12:00	1	1	15	35	137	405	325	50	6	0	0	0	0	975	42.0
13:00	0	4	15	49	123	339	304	49	7	0	0	0	0	890	41.7
14:00	0	1	13	45	137	385	373	58	2	0	0	0	0	1014	42.1
15:00	1	2	15	58	181	490	424	74	6	0	0	0	0	1251	42.0
16:00	0	1	23	66	150	413	382	77	9	1	1	0	0	1123	42.3
17:00	0	2	20	59	140	342	402	106	12	2	0	0	0	1085	43.2
18:00	0	1	17	33	87	264	316	86	12	2	1	0	0	819	43.4
19:00	0	1	7	24	61	164	205	68	10	1	0	1	0	542	43.9
20:00	0	0	1	12	48	92	143	48	10	2	0	0	0	356	44.4
21:00	0	0	1	5	31	64	92	17	7	0	0	0	0	217	43.3
22:00	0	0	1	2	25	30	29	10	1	0	0	0	0	98	43.1
23:00	0	0	0	2	26	23	14	4	2	0	0	0	0	71	42.7
AM Total	0	7	50	144	512	1510	1665	417	44	7	3	0	0		
PM Total	2	13	128	390	1146	3011	3009	647	84	8	2	1	0		
Total	2	20	178	534	1658	4521	4674	1064	128	15	5	1	0		
Percent	0.02%	0.16%	1.39%	4.17%	12.95%	35.32%	36.52%	8.31%	1.00%	0.12%	0.04%	0.01%	0.00%		

Total Vehicles : 12800
 30th Percentile : 36.2 MPH
 50th Percentile : 38.6 MPH
 85th Percentile : 42.8 MPH
 95th Percentile : 45.5 MPH
 Average Speed : 38.6 MPH
 Highest Speed : 64.9 MPH

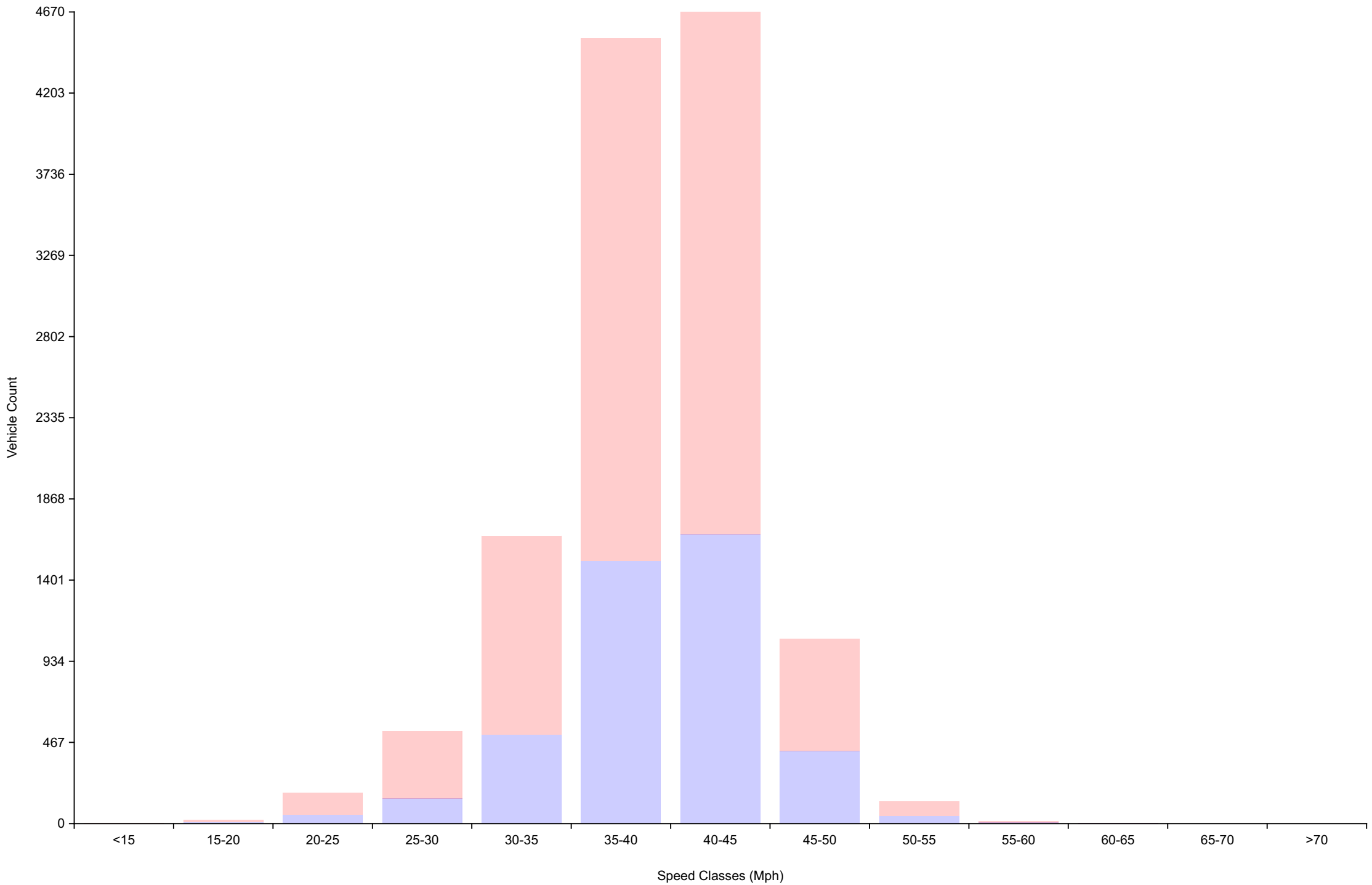
Vehicle Counts By Hour

Traffic Overview from Fri Apr 1 2022 to Thu Jun 30 2022
(60 Minute Resolution)



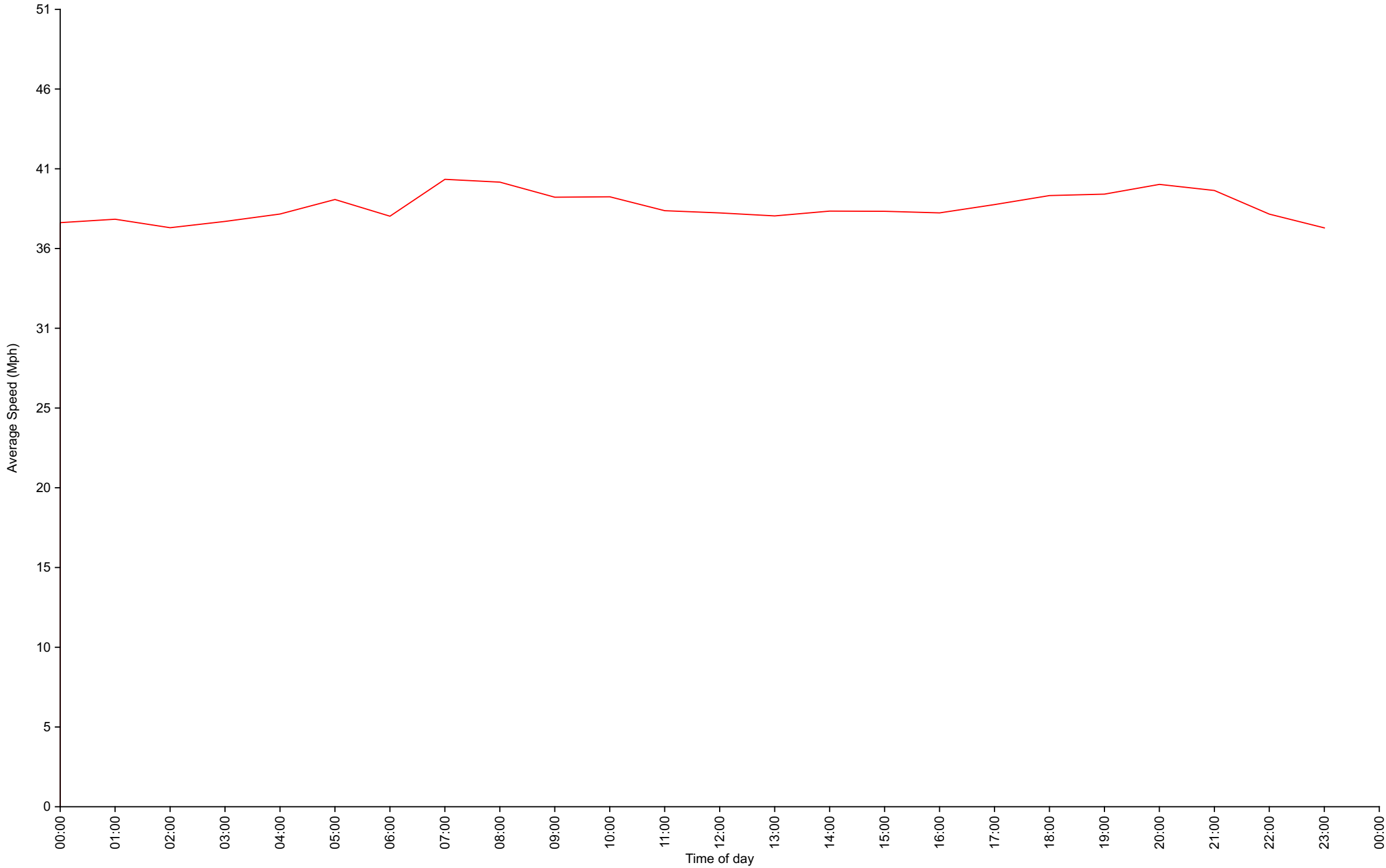
Vehicle Counts By Speed Class

Traffic Overview from Fri Apr 1 2022 to Thu Jun 30 2022



Average Speed By Hour

Traffic Overview from Fri Apr 1 2022 to Thu Jun 30 2022
(60 Minute Resolution)



Cumulative Speed Distribution Curve

Traffic Overview from Fri Apr 1 2022 to Thu Jun 30 2022

